

# Good News

for children

Grades 2, 3

## Unit 4: Jesus Brings Us New Life

### Contents

For Catechists and Teachers	page 2
Unit 4: Scope and Sequence	pages 2–3
Lesson Plan, March 15 • 3rd Sunday of Lent	pages 4–7
Lesson Plan, March 22 • 4th Sunday of Lent	pages 8–11
Lesson Plan, March 29 • 5th Sunday of Lent	pages 12–15
Lesson Plan, April 5 • Palm/Passion Sunday	pages 16–19
Lesson Plan, April 12 & 19 • Easter & 2nd Sunday of Easter	pages 20–23
Lesson Plan, April 26 • 3rd Sunday of Easter	pages 24–27
Lesson Plan, May 3 • 4th Sunday of Easter	pages 28–31
Lesson Plan, May 10 • 5th Sunday of Easter	pages 32–35
2019–2020 Scope & Sequence Chart	page 36

Unit Overview  
Webinars and Teaching  
Guides available in  
Spanish and English at  
[gospelweeklies.com](http://gospelweeklies.com)

# For Catechists and Teachers



## Jesus' Death Brings Life

Catholics celebrate our redemption through Christ during the Lent-Easter season. "The Paschal mystery of Christ's cross and Resurrection stands at the center of the Good News that the apostles, and the Church following them, are to proclaim to the world" (*Catechism of the Catholic Church*, 571).

*Good News* children are the perfect age for participating in Lenten practices. They enjoy taking on a simple task and completing it. At the end of Lent, the children will have completed a cross showing how they carry on Jesus' work of love in our world.

As this unit begins, the children explore three powerful stories from John's Gospel. They follow the Samaritan woman's example and share the Good News, they express their faith as did the man born blind, and they believe with Martha that Jesus can bring life out of death. The Lenten activities encourage them to make choices each week in the spirit of these Gospel models.


The liturgies of Holy Week are filled with sensory expressions of our faith in Jesus. On



Holy Thursday, we celebrate the institution of the Eucharist and witness a reenactment of Jesus' washing the feet of his Apostles as a model of servant leadership. During the adoration of the cross on Good Friday, we humbly give honor to the Cross of Christ. With its candles and bells, darkness and light, and celebration of the Sacraments of Initiation, Holy Saturday trumpets our joy in Jesus' Resurrection.

The Easter season Gospels and readings from the Acts of the Apostles take the children beyond the fact of the empty tomb to the life of the Risen Jesus in the Church. They learn how Peter and Paul spread Jesus' Good News. They recognize ways that they can give witness to the life and teachings of Jesus.

The Easter season Gospels explore our life in the Church and in the Spirit. In John's Gospel, Jesus breathes upon his followers on Easter evening and calls the Spirit upon them. The whole Church, including ourselves and the children we teach, lives in the Spirit who shows us how to follow Jesus' way in our everyday lives. Taking its lead from these Gospels, *Good News* explores Jesus' continuing presence among us in Word and sacrament.

Date/Sunday	Sunday Gospels	Bible	Catholic Social Teaching	 Creed
March 15, 2020 3rd Sunday of Lent	John 4:5–42 A Samaritan Woman Shares the Good News	Good News; Bible	Call to family and community	The Holy Spirit strengthens us for witness. (#728)
March 22, 2020 4th Sunday of Lent	John 9:1–41 Jesus Heals a Blind Man		Dignity of the human person	Jesus helps us see God. (#73)
March 29, 2020 5th Sunday of Lent	John 11:1–45 Jesus Raises Lazarus		The human person is sacred.	Jesus cares about his friends. (#609, 1972)
April 5, 2020 Palm/Passion Sunday	Matthew 21:1–11 & Matthew 26:14—27:66 Jesus' Passion	Passion of Christ	Option for the poor and vulnerable	Jesus gives his life for us to bring his kingdom. (#560)
April 12 & 19, 2020 Easter Sunday & 2nd Sunday of Easter	John 20:1–9 & John 20:19–31 Jesus Is Risen	Post-Resurrection appearances	Option for the poor and vulnerable	Jesus is risen. (#656–658)
April 26, 2020 3rd Sunday of Easter	Luke 24:13–35 Jesus Appears on Road to Emmaus	Saint Paul	Call to family and community	Jesus is present in the Word and the Eucharist. (#805, 1346)
May 3, 2020 4th Sunday of Easter	John 10:1–10 Jesus Is the Good Shepherd	Saint Peter	Solidarity	Jesus is our Good Shepherd. (#754, 764)
May 10, 2020 5th Sunday of Easter	John 14:1–12 Jesus Is the Way, Truth, and Life		Call to family and community	The Church is Christ's Body. (#1698)



GOOD NEWS Teaching Guide (supplement to Pflaum Gospel Weeklies) copyright © 2020 by Pflaum Publishing Group, a division of Bayard, Inc., sponsored by the Augustinians of the Assumption. Theological Reviewer: Reverend Michael T. Martine, S.T.B., J.C.L.; Educational Consultant: Mary Gratton, M.Ed., Ph.D.; Publisher: David Dzienna; Editor: Joan McKamey; Designer: Jennifer Pofert. Pages TG4-2 art: © Bayard, Inc. — Illustration: Jim Burrows. Printed in the USA. Material in this supplement may not be reproduced in whole or in part in any form or format without special permission from the publisher.

# UNIT 4 OVERVIEW: Jesus Brings Us New Life

The stories and activities in this unit will help the children to follow the teachings of Jesus and the events in his life. They will learn the following lessons:

- We share the Good News.
- We believe in Jesus.
- We believe that Jesus brings new life.
- Jesus suffers and dies for us.
- We celebrate the joy of Jesus' Resurrection.
- We follow Jesus' way.
- We follow our Good Shepherd.
- Jesus is our way to God.

## Late Close Lessons

If your *Good News* sessions continue after the last Sunday in this unit (May 10), you may wish to use the online lessons on Creation, the Ascension, Pentecost, and parables. Go to [gospelweeklies.com/good-news](http://gospelweeklies.com/good-news). Scroll down to Early Start and Late Close Lessons. Each includes a lesson plan, materials list, and an activity sheet. There are three additional Late Close Lessons in the *Good News Activity Book* on Saints, the Paschal Mystery, and Pentecost.

-  Facebook (@pflaumgroup)
-  Instagram (#gospelweeklies)
-  Twitter (@catechisthelp)

## Additional Resources

- Lesson Assessment ([gospelweeklies.com/assessment](http://gospelweeklies.com/assessment))
- Seasonal Resources ([gospelweeklies.com/seasonal](http://gospelweeklies.com/seasonal))
- Video Links ([gospelweeklies.com/weekly-videos](http://gospelweeklies.com/weekly-videos))
- Find resources at [CatholicTV.org/masses/CatholicTV-mass](http://CatholicTV.org/masses/CatholicTV-mass) to support or enhance your lessons.

## Music CDs




The *Promise/Good News* music two-CD set contains songs by John Burland that correlate to the Church Year. The songs are easy to learn through listening and singing along. Available at [gospelweeklies.com](http://gospelweeklies.com) or for download at [giamusic.com/PGW](http://giamusic.com/PGW).

*Let's Sing! Let's Pray! Teaching Catholic Prayer to Children Through Song* is a collection of new settings for Catholic prayers. Available at [gospelweeklies.com](http://gospelweeklies.com).

## Music DVD

*Let's Gather! Let's Sing! Growing in Faith Through Song & Movement* contains 25 songs by educator-composer John Burland. This DVD demonstrates the movements to all 25 songs and includes the words displayed in karaoke style.



 Sacraments & Liturgy	 Life in Christ	 Christian Prayer
Church Year: Lent; Baptism; Mass: Gospel	Sharing the Good News; asking questions and learning	Prayer of thanksgiving
Church Year: Lent; Mass: Creed	Growing in belief	Creed prayer
Church Year: Lent; Mass: Lord's Prayer	Looking for life that follows death	Lord's Prayer (Our Father)
Church Year: Holy Week, Triduum	Recalling Jesus' Passion and Death	Stations of the Cross
Church Year: Easter; Paschal candle	Putting belief into action; doing Works of Mercy	Alleluia
Eucharist: Real Presence	Making loving choices; following Jesus' way	Prayer of following; Amen
Church Year: Good Shepherd Sunday	Living the Beatitudes	Prayer to Jesus, our Good Shepherd
Confirmation; Sacraments of Initiation; commissioning	Sharing the Good News in word and action	Prayer of sending forth

All numbers in parentheses refer to paragraphs in the *Catechism of the Catholic Church*.

 Bayard supports Pope Francis's call to care for our common home. Please recycle this teaching guide properly. Thank you.



## For Catechists and Teachers

### Scripture Background

In Sunday's Gospel, Jesus meets and speaks with a Samaritan woman at a well. Jesus reveals himself as the one who provides living water. His words amaze her, and she realizes that Jesus must be the Promised One. She cannot keep the message to herself but rushes to tell her townspeople, who listen to Jesus and come to believe in him too.

### Connecting Scripture and Doctrine

We were baptized with the living water of the Holy Spirit. Through Baptism, we become sons and daughters of God. This living water flows like a fountain from Jesus and brings us eternal life. As God's children, we are called to share the Good News of Jesus with other people. We do this when we share what we believe, make loving choices, pray, and go to Mass.

"Those who with God's help have welcomed Christ's call and freely responded to it are urged on by love of Christ to proclaim the Good News everywhere in the world" (*Catechism of the Catholic Church*, 3).

### Sharing the Lesson with Families

Encourage parents to help their child find Sunday's Gospel in their family Bible. Their child may then share the Gospel story from their *Good News* lesson (page 2). Suggest that parents encourage their child to keep his or her Lenten resolution for the week.

### Materials

- *Good News* Student Lesson for 3/15
- Catechism handbook, page 32
- CD player and *Promise/Good News* CDs
- bookmark, large Bible
- Bibles (one per small group)
- drawing paper, tape
- pencils, crayons, scissors
- well made from can or box

### Suggested Music

- "Saying Yes" (CD-1, #17)
- "Saints" (CD-2, #22)
- "Glory and Praise to You . . ." (CD-2, #23)
- "Come and Follow Me" (CD-2, #14)

### Lesson Resources

- *Good News Activity Book*, Activity #10
- Lesson Assessment ([gospelweeklies.com/assessment](http://gospelweeklies.com/assessment))

## Single-Session Lesson Pacing Guides

*Note: These pacing guides are suggestions for how to present the lesson. Please adapt the lesson to suit your needs.*


### 60-Minute Lesson

#### Share Experiences (15–20 minutes)

- Gathering Song and Prayer • "Saying Yes" (CD-1, #17)
- Cover Activity • Where Can I Find Jesus' Good News? (page 1)
- Saint Story • The Girl Who Gave Her Money Away (page 2)
- Discuss the *Know* questions related to the story.

#### Discover Gospel and Doctrine (25–30 minutes)

- Gospel Ritual • "Glory and Praise to You . . ." (CD-2, #23)
- Sunday Gospel • A Woman Shares the Good News (page 3)
- Discuss the *Know* questions related to the Gospel.
- Connecting Gospel and Doctrine (page 4)
- Catholic Faith Word • Good News (page 3)

 Distribute the children's *What the Church Believes and Teaches* handbooks. Turn to page 32.

#### Live the Gospel (15–20 minutes)

- Activity • Questions Help Us Learn (page 4)
- Activity • We Make Choices During Lent (pages 3–4)
- Closing Prayer and Song • "Come and Follow Me" (CD-2, #14)

#### Take-Home

- *Good News Activity Book*, Activity #10
- Remind the children to share their lesson with their families and do the *Family Corner* activities and prayer on page 4 together.

### 90-Minute Lesson

#### Share Experiences (20–25 minutes)

- Gathering Song and Prayer • "Saying Yes" (CD-1, #17)
- Cover Activity • Where Can I Find Jesus' Good News? (page 1)
- Saint Story • The Girl Who Gave Her Money Away (page 2)
- Discuss the *Know* questions related to the story.
- Activity • Stretch and Sing "Saints" (CD-2, #22)

#### Discover Gospel and Doctrine (45–50 minutes)

- Gospel Ritual • "Glory and Praise to You . . ." (CD-2, #23)
- Sunday Gospel • A Woman Shares the Good News (page 3)
- Discuss the *Know* questions related to the Gospel.
- Connecting Gospel and Doctrine (page 4)
- Catholic Faith Word • Good News (page 3)

 Distribute the children's *What the Church Believes and Teaches* handbooks. Turn to page 32.

- Activity • *Good News Activity Book*, Activity #10

#### Live the Gospel (15–20 minutes)

- Activity • Questions Help Us Learn (page 4)
- Activity • We Make Choices During Lent (pages 3–4)
- Closing Prayer and Song • "Come and Follow Me" (CD-2, #14)

#### Take-Home

Remind the children to share their lesson with their families and do the *Family Corner* activities and prayer on page 4 together.

## Lesson Theme: We share the Good News.

### Five-Day Lesson Pacing Guide

*Note: This pacing guide suggests how to present the lesson over five days. Please adapt the lesson to suit your needs.*

#### Day 1

##### Share Experiences

- Gathering Song • “Saying Yes” (CD-1, #17)
- Gathering Prayer (see page TG4-6)
- Cover Activity • Where Can I Find Jesus’ Good News? (page 1)
- Saint Story • The Girl Who Gave Her Money Away (page 2)
- Discuss the *Know* questions related to the story.
- Activity • Stretch and Sing “Saints” (CD-2, #22)
- Closing Prayer • *Loving God, thank you for the Good News Jesus brings us. Amen.* (Repeat.)

#### Day 2

##### Discover Gospel and Doctrine

- Gathering Prayer • *Loving God, thank you for the Good News Jesus brings us. Amen.* (Repeat.)
- Gospel Ritual • “Glory and Praise to You . . .” (CD-2, #23)
- Sunday Gospel • A Woman Shares the Good News (page 3)
- Discuss the *Know* questions related to the Gospel.
- Connecting Gospel and Doctrine (page 4)
- Catholic Faith Word • Good News (page 3)
- Closing Prayer • *Loving God, thank you for the people who share your Good News with us. Amen.* (Repeat.)

#### Day 3

- Gathering Prayer • *Loving God, thank you for the people who share your Good News with us. Amen.* (Repeat.)



**Distribute the students’ *What the Church Believes and Teaches* handbooks. Turn to page 32.**

- Activity • *Good News Activity Book*, Activity #10
- Closing Prayer • *Dear Jesus, your love for us is Good News! Amen.* (Repeat.)

#### Day 4

##### Live the Gospel

- Gathering Prayer • *Dear Jesus, your love for us is Good News! Amen.* (Repeat.)
- Activity • Questions Help Us Learn (page 4)
- Activity • We Make Choices During Lent (pages 3–4)
- Closing Prayer • *Loving God, help us to share the Good News with others. Amen.* (Repeat.)

#### Day 5

- Gathering Prayer • *Loving God, help us to share the Good News with others. Amen.* (Repeat.)
- Weekly Lesson Assessment
- Closing Prayer (see page TG4-7)
- Closing Song • “Come and Follow Me” (CD-2, #14)

##### Friday Take-Home

Remind the students to share their lesson with their families and do the *Family Corner* activities and prayer on page 4 together.

##### Curriculum Connections

- **Health:** Discuss the importance of water for all living things. Help the children track their water intake over the course of five days. Have them evaluate whether they are drinking enough water. Coach them in creating a plan to increase their water intake. (NHES.7.5.2)
- **Sci:** Explain that in order to get the most water up from a well, the person needs to apply just the right amount of pressure. Have the children work in pairs to plan and conduct an experiment that shows the effect of balanced and unbalanced forces on the motion of an object. (3-PS2-1)

## Extending the Lesson

### Saints and Feast Days to Celebrate

- **March 17: Saint Patrick, Bishop** – Patrick was a missionary in Ireland and is credited with converting the Irish to Christianity. In Ireland, this day is celebrated as a Holy Day of Obligation. Along with Saints Brigid and Columba, Patrick is a patron saint of Ireland. **Act:** Tell someone Happy Saint Patrick’s Day.
- **March 19: Saint Joseph, Spouse of the Blessed Virgin Mary** – The Bible says Joseph was a “righteous” man (Matthew 1:19). This means he was open to all that God wanted to do for and through him. Joseph is known as the protector of families and the patron saint of workers. **Pray:** Lord, help us to be open to your will as Saint Joseph was. Amen.

### Catholic Identity Project of the Week

Create a graffiti wall of the word *Savior*. On poster paper, draw the word *Savior* in big bubble letters and have the children write Scripture passages, other titles for Jesus, and draw pictures of what the word *Savior* means to them. Post your graffiti wall where the parish community can see it.



### Teaching This Week's Lesson

#### Share Experiences

**Objectives** • The children will:

- Practice finding Sunday's Gospel in the Bible.
- Identify how Saint Katharine Drexel shared the Good News.

 Gather in a circle. Play and sing "Saying Yes" (CD-1, #17) to begin your *Good News* session.

**Gathering Prayer** Pray: "Loving God, you make us your children through Baptism. Help us to love and share the Good News of your love for us." The children respond, "Amen."


**Cover Activity • Where Can I Find Jesus' Good News? (page 1)** This activity reviews where the Gospels come from and gives the children practice in finding a passage.

Move to the work area and distribute *Good News*. Direct the children to look at the cover. Invite a strong reader to read the title and first two sentences. Show the children a large Bible. Put a bookmark between the Old and New Testaments so the children see the difference in the number of pages. Explain that a book of the Bible is like a storybook. It is complete in itself. A long time ago, these separate books were gathered in one big book called a Bible. The word *Bible* means "book."

Continue with the sentences about the Old and New Testaments and the Gospels. Invite the children to name books in the Bible. Tell them if the book is in the Old Testament or New. When you get to the Bible Search box, divide the children into small groups and give a Bible to each group. Help the groups as needed. Explain that they will proclaim this Gospel later in the session.

**Saint Story • The Girl Who Gave Her Money Away (page 2)** Ask: What saints can you name? What do you know about them? Point out that some saints (examples: Francis of Assisi, Elizabeth of Hungary, Mother Teresa) gave their possessions and energy to help poor people.

Direct the children turn to page 2 of *Good News* and read the story of Saint Katharine Drexel, a rich girl from Philadelphia who gave her money and her life to educate poor children.

 **Discuss the Know questions related to the story.**  
**1.** Katharine's parents helped their daughters see the poor who lived near them and worked for them. Traveling opened Katharine's eyes to Native Americans and African Americans. Pope Leo suggested that she become a missionary. **2.** She built schools for Native American and African American children. She


founded the Sisters of the Blessed Sacrament who teach in the schools. Learn more about the Sisters of the Blessed Sacrament at [katharinedrexel.org](http://katharinedrexel.org).

**Activity • Stretch and Sing** Print the letters S-A-I-N-T-S on the board. Invite the children to stretch or dance in place as you play and sing "Saints" (CD-2, #22). Ask: Who wants to be a saint?

#### Discover Gospel and Doctrine


**Objectives** • The children will:


- Recognize an early sharer of the Good News.
- Relate Jesus' living water with Baptism.
- Identify what the Good News is.

 Stand for the proclamation of the Gospel. Sing "Glory and Praise to You, Lord Jesus Christ" (CD-2, #23).

**Sunday Gospel • A Woman Shares the Good News (page 3)** Explain that the land where Jesus lived does not have a lot of lakes and rivers. Most people got their water from a well. Every day, women or girls went to the well to get the water they needed for that day.

In Sunday's Gospel, Jesus asks a woman to give him some water because he is thirsty. Ask: What would you do if Jesus had asked you for water? The children may be surprised by what happened between Jesus and the woman. Assign the parts of Narrator, Jesus, and Woman. The remainder of the class can be Villagers. Proclaim the Gospel.


 **Discuss the Know questions related to the Gospel.**  
**1.** She is a woman and a Samaritan. **2.** He tells her that he can give her living water. He tells her that he is the Messiah. **3.** Jesus is the Messiah.

 **Connecting Gospel and Doctrine (page 4)** Before reading, ask: What sacrament uses water? *Baptism*. Help the children connect Baptism to the living water Jesus talked about in the Gospel. Read aloud "Children of God."

**Catholic Faith Word • Good News (page 3)** Read aloud the definition of *Good News*. Ask: In what part of the Bible do we hear about Jesus' Good News? *New Testament, Gospels*. Point to the definition on page 3 and ask: What makes Jesus' suffering, Death, and Resurrection Good News? *It shows how great Jesus' love is for us, saves us from sin, opens the gates of Heaven for us so that we can share eternal life with God.*



Distribute the children's *What the Church Believes and Teaches* handbooks.



## What the Church Believes and Teaches

### The Good News (page 32)

**Invite** the children to turn to page 32 in their Catechism handbooks and find the section titled "Good News." Explain that

Jesus brought Good News for all people. He wants all people to be saved through his Death and Resurrection.

**Point out** that this list tells us about what it means to be a Christian. Invite six volunteers to each read one bulleted item. After each child reads, invite the class to respond, "That is Good News!"

**Ask:** How would you tell people in one sentence what the Good News is? *God loves us. God wants us to spend forever in Heaven. Jesus died for our sins and opened the gates of Heaven.*

**Ask:** If Christians have such Good News, how should we be—happy or sad? Kind or mean? Distribute drawing paper and crayons. Direct the children to each choose one of the statements about the Good News on page 32 and illustrate it. Share the drawings as time allows.

**Y** Have the children close the *What the Church Believes and Teaches* handbooks and return to *Good News*, page 4.

For each question, ask: Who chose that question? As time allows, answer the children's questions as well as you can. If there are some questions for which you have no answers, consider inviting someone to join your class next week to address them.

Distribute scissors and direct the children to place their buckets in a well you have made of a can or box. Divide the class into two groups. One group pulls out a question and reads it aloud. The other group gives the answer they think Jesus might give.

### Activity • We Make Choices During Lent (pages 3-4)

Give the children time to choose and cut out a Lenten practice. Help them to tape them to their Lenten crosses and give them time to color the water border. If their Lenten crosses are at home, encourage them to add their choice to their cross and do the action they chose this week.

**Closing Prayer** Gather in a prayer circle. Pray: "Loving God, we thank you for loving us. Your love is the best kind of Good News! Help us to share your Good News with others." The children respond, "Amen."

**M** Play and sing "Come and Follow Me" (CD-2, #14) to bring your *Good News* gathering to a close.

### Family Corner

Remind the children to share their *Gospel Weeklies* with their families and do the *Family Corner* activities and prayer together.

## Live the Gospel


**Objectives** • The children will:

- Share their own faith questions.
- Choose a Lenten practice for this week.

**Activity • Questions Help Us Learn (page 4)** In Sunday's Gospel, Jesus meets a woman at a well. He asks her for a drink, and she asks him to answer some questions: Who are you? Are you the great king we have been waiting for? What do you think about me being a Samaritan and you being a Jew? Jesus gets the woman to think for herself. She decides that Jesus is the Messiah and goes to tell her neighbors.

Direct the children to turn to page 4 of *Good News*. Read aloud the title, then invite the children to think about what questions they would ask Jesus. Read the directions and distribute pencils. Direct them to place an X next to three of their questions under "Questions for Jesus" and write another question on the bucket.

## Lesson Wrap-Up



Visit [gospelweeklies.com/assessment](http://gospelweeklies.com/assessment) to download this week's lesson assessment.

Use Activity #10 from the *Good News Activity Book* as a take-home activity or lesson wrap-up.



## For Catechists and Teachers

### Scripture Background

In Sunday's Gospel, Jesus opens the eyes of a man born blind—on the Sabbath. The man's neighbors and parents don't share his happiness. His parents reject him, and he is expelled from the synagogue for his stubborn insistence that Jesus healed him. When Jesus finds him, the blind man tells Jesus he believes in him.

### Connecting Scripture and Doctrine

As we learn about Jesus, we grow to trust him and want to be like him. We grow in our belief that Jesus is God's Son. We grow in our belief in the teachings of the Bible and the Church. At every Sunday Mass, we pray the Creed to state what we believe about God.

"Believing is possible only by grace and the interior helps of the Holy Spirit" (CCC, 154). "Jesus makes use of signs to heal. . . . [I]n the sacraments Christ continues to 'touch' us in order to heal us" (CCC, 1504).

### Sharing the Lesson with Families

Encourage parents to share with their child how their faith has grown since childhood. Suggest that they point out ways their child has grown in belief and knowledge of the faith over time.

**Editor's Note:** This Sunday is called Laetare Sunday. *Laetare* (like *Gaudete*) means "rejoice" in Latin. It is a day of joy during a penitential time, and priests may wear rose-colored vestments. We rejoice that Easter is drawing near!

### Materials

- *Good News* Student Lesson for 3/22
- Catechism handbook, pages 15 and 6
- CD player and *Promise/Good News* CDs
- pencils, scissors, glue or tape
- craft sticks (six per child)
- Apostles' Creed with some key words missing
- index cards with portion of the Creed

### Suggested Music

- "Saying Yes" (CD-1, #17)
- "Glory and Praise to You . . ." (CD-2, #23)
- "Yes, Lord, I Believe" (CD-2, #26)

### Lesson Resources

- *Good News Activity Book*, Activity #32
- Lesson Assessment ([gospelweeklies.com/assessment](http://gospelweeklies.com/assessment))

## Single-Session Lesson Pacing Guides

**Note:** These pacing guides are suggestions for how to present the lesson. Please adapt the lesson to suit your needs.

### 60-Minute Lesson

#### Share Experiences (20–25 minutes)

- Gathering Song and Prayer • "Saying Yes" (CD-1, #17)
- Cover Activity • Puzzle Squares (page 1)
- Story • Looking for Spring (page 2)
- Discuss the *Know* questions related to the story.

#### Discover Gospel and Doctrine (25–30 minutes)

- Gospel Ritual • "Glory and Praise to You . . ." (CD-2, #23)
- Sunday Gospel • Seeing and Believing (page 3)
- Discuss the *Know* questions related to the Gospel.
- Activity • Gospel Puppets (page 3)
- Connecting Gospel and Doctrine (page 4)
- Catholic Faith Word • creed (page 4)

 Distribute the children's *What the Church Believes and Teaches* handbooks. Turn to pages 15 and 6.

#### Live the Gospel (10–15 minutes)

- Activity • I Believe in the Father, Son, and Spirit (page 4)
- Activity • We Make Choices During Lent (pages 3–4)
- Closing Prayer and Song • "Yes, Lord, I Believe" (CD-2, #26)

#### Take-Home

- *Good News Activity Book*, Activity #32
- Remind the children to share their lesson with their families and do the *Family Corner* activities and prayer on page 4 together.

### 90-Minute Lesson

#### Share Experiences (25–30 minutes)

- Gathering Song and Prayer • "Saying Yes" (CD-1, #17)
- Cover Activity • Puzzle Squares (page 1)
- Story • Looking for Spring (page 2)
- Discuss the *Know* questions related to the story.
- Activity • Signs of Spring

#### Discover Gospel and Doctrine (45–50 minutes)

- Gospel Ritual • "Glory and Praise to You . . ." (CD-2, #23)
- Sunday Gospel • Seeing and Believing (page 3)
- Discuss the *Know* questions related to the Gospel.
- Activity • Gospel Puppets (page 3)
- Connecting Gospel and Doctrine (page 4)
- Catholic Faith Word • creed (page 4)

 Distribute the children's *What the Church Believes and Teaches* handbooks. Turn to pages 15 and 6.

#### Live the Gospel (10–15 minutes)

- Activity • *Good News Activity Book*, Activity #32
- Activity • I Believe in the Father, Son, and Spirit (page 4)
- Activity • We Make Choices During Lent (pages 3–4)
- Closing Prayer and Song • "Yes, Lord, I Believe" (CD-2, #26)

#### Take-Home

Remind the children to share their lesson with their families and do the *Family Corner* activities and prayer on page 4 together.



## Lesson Theme: We believe in Jesus.

### Five-Day Lesson Pacing Guide

*Note: This pacing guide suggests how to present the lesson over five days. Please adapt the lesson to suit your needs.*

#### Day 1

##### Share Experiences

- Gathering Song • “Saying Yes” (CD-1, #17)
- Gathering Prayer (see page TG4-10)
- Cover Activity • Puzzle Squares (page 1)
- Story • Looking for Spring (page 2)
- Discuss the *Know* questions related to the story.
- Activity • Signs of Spring
- Closing Prayer • *Loving God, thank you for the gift of springtime. Amen.* (Repeat.)

#### Day 2

##### Discover Gospel and Doctrine

- Gathering Prayer • *Loving God, thank you for the gift of springtime. Amen.* (Repeat.)
- Gospel Ritual • “Glory and Praise to You . . .” (CD-2, #23)
- Sunday Gospel • Seeing and Believing (page 3)
- Discuss the *Know* questions related to the Gospel.
- Activity • Gospel Puppets (page 3)
- Connecting Gospel and Doctrine (page 4)
- Catholic Faith Word • creed (page 4)
- Closing Prayer • *Loving God, help us to believe in you. Amen.* (Repeat.)

#### Day 3

- Gathering Prayer • *Loving God, help us to believe in you. Amen.* (Repeat.)



**Distribute the students’ *What the Church Believes and Teaches* handbooks. Turn to pages 15 and 6.**

- Activity • *Good News Activity Book*, Activity #32
- Closing Prayer • *Loving God, help our faith in you to grow. Amen.* (Repeat.)

#### Day 4

##### Live the Gospel

- Gathering Prayer • *Loving God, help our faith in you to grow. Amen.* (Repeat.)
- Activity • I Believe in the Father, Son, and Spirit (page 4)
- Activity • We Make Choices During Lent (pages 3–4)
- Closing Prayer • *Loving God, help us to share our belief in you with others. Amen.* (Repeat.)

#### Day 5

- Gathering Prayer • *Loving God, help us to share our belief in you with others. Amen.* (Repeat.)
- Weekly Lesson Assessment
- Closing Prayer (see page TG4-11)
- Closing Song • “Yes, Lord, I Believe” (CD-2, #26)

##### Friday Take-Home

Remind the students to share their lesson with their families and do the *Family Corner* activities and prayer on page 4 together.

##### Curriculum Connections

- **Tech:** Have the children work in pairs to develop three to six questions they have about people who have different customs. Assist them in using books and technology to answer their questions. (ISTE2016.1a)
- **Health:** Show a video about how the eye works, such as this one: [youtube.com/watch?v=syaQgmx5i0](https://www.youtube.com/watch?v=syaQgmx5i0). Break into small groups and invite the groups to act out ways to protect their eyes. Examples: eat fruits and vegetables, wear eye protection when playing sports, don’t run with sharp objects, wear sunglasses, don’t look directly at the sun, avoid toys with sharp points and edges, don’t play with fireworks. (NHES.7.2.2)

#### Catholic Identity Project of the Week

If we wish to help someone with a visual impairment, it is important to understand their visual needs. Help the children learn about visual impairments and braille. Three websites that might help your class are [kidshealth.org/en/kids/visual-impaired.html](http://kidshealth.org/en/kids/visual-impaired.html), [braillebug.org/Games.asp](http://braillebug.org/Games.asp), and [cdc.gov/ncbddd/kids/vision.html#web](http://cdc.gov/ncbddd/kids/vision.html#web).

### Extending the Lesson

#### Saints and Feast Days to Celebrate

- **March 23: Saint Turibius of Mogrovejo, Bishop** – Born into Spanish nobility in 1538, Turibius served as a missionary to the native peoples of Peru. He founded the first seminary in the Western Hemisphere. **Ask:** Pray for vocations to the priesthood and religious life.
- **March 24: Saint Oscar Romero** – Archbishop Romero found the courage to speak out to defend the rights of the poor in El Salvador.

This led to him being shot and killed while saying Mass. **Pray:** Lord, give us the courage to do what’s right. Amen.

- **March 25: The Annunciation of the Lord** – On this day, we celebrate Mary’s yes—“May it be done to me according to your word” (Luke 1:38)—to God’s invitation to be the mother of Jesus. **Ask:** What is God calling me to say yes to?



### Teaching This Week's Lesson

#### Share Experiences

**Objectives** • The children will:

- Recall what they have learned to complete word puzzles.
- Identify how we learn to notice things.



Gather in a circle. Play and sing "Saying Yes" (CD-1, #17) to begin your *Good News* session.

**Gathering Prayer** Gather in a circle. Pray: "Loving God, thank you for the coming of springtime and the beauty of your Creation. Thank you for gathering us here in Jesus' name." The children respond, "Amen."

**Cover Activity • Puzzle Squares (page 1)** Move to the work area. Distribute pencils and *Good News* with page 1 faceup. Read aloud the instructions at top left. Direct the children to work on this puzzle activity on their own. Help any children who struggle. Not everyone will finish this activity in class.

**Answers:** LENT: LOVE, EVIL, TELL; SALT: SIGN, NETS, TOYS; LIGHT: LILAC, CROSS, TOWNS.

**Story • Looking for Spring (page 2)** Gather in a story circle. Direct the children to open *Good News* to page 2 and speculate from the title and photos what the story is about. Read the story aloud. Ask: Why was Cody bored? What did his mom suggest they do?



**Discuss the Know questions related to the story.** Then ask: What signs of spring did Cody see? How do you think Cody's mom learned to see spring?

**Activity • Signs of Spring** Invite the children to stand and think of and share signs of spring they have seen. Begin by saying "On the way to class, I saw . . ." and tell of a sign of spring you noticed. Then use your body to show what you saw. The children repeat the movement. Invite volunteers to continue with the same sentence stem and their own movements.

#### Discover Gospel and Doctrine

**Objectives** • The children will:

- Recognize that our belief in Jesus grows.
- Identify a creed as a statement of belief.
- Review the Apostles' Creed.



Stand and sing "Glory and Praise to You . . ." (CD-2, #23) to prepare for the proclamation of the Gospel.

#### Sunday Gospel • Seeing and Believing

**(page 3)** Direct the children to sit in a circle and close their eyes. Ask: What is it like not to see? What if you could not see all day today? What would you miss seeing? Invite them to open their eyes.

Invite the children to turn to page 3 of *Good News*. This Gospel reading has seven speaking parts: Narrator, Neighbor, Man, Pharisee, Father, Mother, and Jesus. If you wish to have all the children involved, have them speak the part of Neighbor together.

Stand and proclaim the Gospel. After a moment of quiet, ask: How was the man different from the other people? What did the different people in the Gospel feel? How does the man feel in the end? How does Jesus feel?



#### Discuss the Know questions related to the Gospel.

2. Jesus healed the man on the Jewish Sabbath, a day when Jews weren't supposed to do any work.

**Activity • Gospel Puppets (page 3)** Move to the work area. The people in the six small squares represent all the Gospel characters except the Narrator. Distribute scissors, glue or tape, and craft sticks. Follow the instructions to make simple puppets. Assign partners and direct the children to retell the Gospel using their puppets.



#### Connecting Gospel and Doctrine

**(page 4)** Read aloud "Our Belief Grows." Ask: How has your belief in Jesus grown since you were younger? What do you know about Jesus that you didn't know before?

#### Catholic Faith Word • creed (page 4)

Read the definition of *creed*. When we say the Creed at Mass, what two words does it start with? *I believe*. Remind the children that they have been learning important beliefs that are in the Apostles' Creed all year. Ask: Who can name one of our beliefs as Catholics? *God is Father, Son, and Holy Spirit; Jesus is God's Son; God's Son came to live with us on Earth; Jesus was fully human and fully God; Jesus died for our sins; Jesus rose from the dead.*



Distribute the children's *What the Church Believes and Teaches* handbooks.



## What the Church Believes and Teaches

**I Believe (page 15),  
Apostles' Creed (page 6)**


**Direct** the children to turn to page 15 in their Catechism handbooks. Distribute pencils and read aloud the directions. Help any children who struggle.  
*Answer: I believe in God the Father, and in Jesus, the Son of God, and in the Holy Spirit.*

**Invite** the children to turn to page 6. Invite a strong reader to read aloud the first paragraph. Direct the children to underline *A creed is a statement of what you believe* and the last sentence.

**Direct** the children to look at the Apostles' Creed. Help them to see that there are three sections—one for each Person of the Trinity: Father, Son, and Holy Spirit.

**Help** the children begin to memorize this prayer. Pray it aloud together. You may wish to direct the children to close their handbooks. Then distribute index cards that contain a statement of the Creed. Divide up the Creed so that every child receives a card. Invite them to stand up and read their card aloud when they think it's their turn. Don't expect them to get it all right. When they have figured out the correct order, direct them to read it aloud.

**Distribute** copies of the Apostles' Creed with blank lines for some key words. Direct the children to write in the correct words. You may wish to include a word bank of the missing words on the paper or on the board. Give the children time to fill in the blanks.

 Have the children close the *What the Church Believes and Teaches* handbooks and return to *Good News*, page 4.

## Live the Gospel


**Objectives** • The children will:

- Express their belief and trust in God.
- Choose a Lenten practice for this week.

**Activity • I Believe in the Father, Son, and Spirit (page 4)** When completed, this activity becomes a creed statement appropriate for the primary child. Take the time you need to complete it in class or send it home for families to complete together.

**Activity • We Make Choices During Lent (page 3-4)** Discuss the choices and invite the children to choose one for their Lenten action of the week. Distribute scissors, tape, and crayons. Help them to tape their choices over the mud-splash shape on their Lenten crosses. Give them time to color the border. If their Lenten crosses are at home, direct them to add their choice to their cross and do the action they chose this week.

**Closing Prayer** Invite the children to bring their copies of *Good News* to the prayer circle. Direct them to look at the "I Believe in the Father, Son, and Spirit" activity on the back cover. Begin with the Sign of the Cross and then pray the prayer together. End with "Amen" and the Sign of the Cross.

 Bring your *Good News* session to a close by playing and singing "Yes, Lord, I Believe" (CD-2, #26).

## Family Corner

Remind the children to share their *Gospel Weeklies* with their families and do the *Family Corner* activities and prayer together.

## Lesson Wrap-Up

**Good News** November 11, 2019  
Dear Family, Welcome to the New Year!

Name: \_\_\_\_\_

Answer the following questions based on the lesson.

1. In the Sunday Gospel, what do we learn from the football game's mistake?  
\_\_\_\_\_
2. What is their consequence for getting more off?  
\_\_\_\_\_
3. Name two ways we can prepare for Jesus' Second Coming.  
\_\_\_\_\_
4. When do we pray psalms?  
\_\_\_\_\_
5. In the story "The Happy Dance," why isn't Juan prepared for the talent show?  
\_\_\_\_\_

GospelWeeklies

Name: \_\_\_\_\_

**We Keep Our Obligation to God**

An obligation is something we must do. We are obligated to keep the Lord's Day holy by going to Mass on Sunday. There are other parts of the law that we have an obligation to keep as well.

**Holy Days of Obligation**

The Solemnity of Mary, Mother of God (January 1)  
The Ascension of Jesus Christ into Heaven (Thursday of the 40th day after Easter)  
All Saints Day (November 1)  
The Immaculate Conception (December 8)  
The Nativity of Our Lord (Christmas) (December 25)



Good News

Visit [gospelweeklies.com/assessment](http://gospelweeklies.com/assessment) to download this week's lesson assessment.

Use Activity #32 from the *Good News Activity Book* as a take-home activity or lesson wrap-up.



## For Catechists and Teachers

### Scripture Background

Sunday's Gospel tells about the faith of some of Jesus' friends and the result of that faith—Lazarus's being raised from death. The Gospel calls us to believe that Jesus can do more than raise us back to life as he did Lazarus. It calls us to believe that we will share God's life forever.

### Connecting Scripture and Doctrine

Jesus' Resurrection is different from how Lazarus came back to life. Lazarus's body would die again. In his risen body, Jesus will live forever. Jesus has opened Heaven to us. If we follow Jesus, we will live forever in Heaven after we die.

"Christ's Resurrection was not a return to earthly life, as was the case with the raisings from the dead that he had performed before Easter: Jairus' daughter, the young man of Naim, Lazarus. . . . [T]hey would die again. Christ's Resurrection is essentially different. In his risen body he passes from the state of death to another life beyond time and space" (CCC, 646).

### Sharing the Lesson with Families

Encourage parents to listen as their child retells the story about Peter's dog dying. Suggest this as a good time to listen to their child's sad feelings and questions about death. Guide parents to ask their child what he or she learned about Jesus' Resurrection and what it means for us.

### Materials

- Good News Student Lesson for 3/29
- Catechism handbook, pages 35 and 40
- CD player and *Promise/Good News* CDs
- pencils, scissors, tape
- Bibles (one per pair of children)

### Suggested Music

- "Yes, Lord, I Believe" (CD-2, #26)
- "Saints" (CD-2, #22)
- "Glory and Praise to You . . ." (CD-2, #23)
- "Saying Yes" (CD-1, #17)

### Lesson Resources

- *Good News Activity Book*, Activity #1
- Lesson Assessment (gospelweeklies.com/assessment)
- Video Links (gospelweeklies.com/weekly-videos)

## Single-Session Lesson Pacing Guides

*Note: These pacing guides are suggestions for how to present the lesson. Please adapt the lesson to suit your needs.*

### 60-Minute Lesson

#### Share Experiences (20–25 minutes)

- Gathering Song and Prayer • "Yes, Lord, I Believe" (CD-2, #26)
- Cover Activity • Find the Signs of Life (page 1)
- Story • A Sad Time for Peter (page 2)
- Discuss the *Know* question related to the story.
- Discussion • What Happens When People Die?
- Activity • Stretch and Sing "Saints" (CD-2, #22)

#### Discover Gospel and Doctrine (25–30 minutes)

- Gospel Ritual • "Glory and Praise to You . . ." (CD-2, #23)
- Sunday Gospel • Jesus Raises Lazarus (page 3)
- Discuss the *Know* questions related to the Gospel.
- Connecting Gospel and Doctrine (page 2)
- Catholic Faith Word • Resurrection (page 3)

 Distribute the children's *What the Church Believes and Teaches* handbooks. Turn to pages 35 and 40.

#### Live the Gospel (10–15 minutes)

- Activity • What Does *Resurrection* Mean? (page 4)
- Activity • We Make Choices During Lent (pages 3–4)
- Closing Prayer and Song • "Saying Yes" (CD-1, #17)

#### Take-Home

- *Good News Activity Book*, Activity #1
- Remind the children to share their lesson with their families and do the *Family Corner* activities and prayer on page 4 together.

### 90-Minute Lesson

#### Share Experiences (20–25 minutes)

- Gathering Song and Prayer • "Yes, Lord, I Believe" (CD-2, #26)
- Cover Activity • Find the Signs of Life (page 1)
- Story • A Sad Time for Peter (page 2)
- Discuss the *Know* question related to the story.
- Discussion • What Happens When People Die?
- Activity • Stretch and Sing "Saints" (CD-2, #22)

#### Discover Gospel and Doctrine (55–60 minutes)

- Gospel Ritual • "Glory and Praise to You . . ." (CD-2, #23)
- Sunday Gospel • Jesus Raises Lazarus (page 3)
- Discuss the *Know* questions related to the Gospel.
- Activity • Gospel Creative Drama
- Connecting Gospel and Doctrine (page 2)
- Catholic Faith Word • Resurrection (page 3)

 Distribute the children's *What the Church Believes and Teaches* handbooks. Turn to pages 35 and 40.

- Activity • *Good News Activity Book*, Activity #1

#### Live the Gospel (10–15 minutes)

- Activity • What Does *Resurrection* Mean? (page 4)
- Activity • We Make Choices During Lent (pages 3–4)
- Closing Prayer and Song • "Saying Yes" (CD-1, #17)

#### Take-Home

Remind the students to share their lesson with their families and do the *Family Corner* activities and prayer on page 4 together.

# Lesson Theme: We believe that Jesus brings new life.

## Five-Day Lesson Pacing Guide

*Note: This pacing guide suggests how to present the lesson over five days. Please adapt the lesson to suit your needs.*

### Day 1

#### Share Experiences

- Gathering Song • “Yes, Lord, I Believe” (CD-2, #26)
- Gathering Prayer (see page TG4-14)
- Cover Activity • Find the Signs of Life (page 1)
- Story • A Sad Time for Peter (page 2)
- Discussion • What Happens When People Die?
- Activity • Stretch and Sing “Saints” (CD-2, #22)
- Closing Prayer • *Loving God, thank you for the new life we see in springtime. Amen.* (Repeat.)

### Day 2

#### Discover Gospel and Doctrine

- Gathering Prayer • *Loving God, thank you for the new life we see in springtime. Amen.* (Repeat.)
- Gospel Ritual • “Glory and Praise to You . . .” (CD-2, #23)
- Sunday Gospel • Jesus Raises Lazarus (page 3)
- Discuss the *Know* questions related to the Gospel.
- Activity • Gospel Creative Drama
- Connecting Gospel and Doctrine (page 2)
- Catholic Faith Word • Resurrection (page 3)
- Closing Prayer • *Loving God, thank you for the life in Heaven that you promise us. Amen.* (Repeat.)

### Day 3

- Gathering Prayer • *Loving God, thank you for the life in Heaven that you promise us. Amen.* (Repeat.)



**Distribute the students' *What the Church Believes and Teaches* handbooks. Turn to pages 35 and 40.**

- Activity • *Good News Activity Book*, Activity #1
- Closing Prayer • *Loving God, help us to trust you with our lives. Amen.* (Repeat.)

### Day 4

#### Live the Gospel

- Gathering Prayer • *Loving God, help us to trust you with our lives. Amen.* (Repeat.)
- Activity • What Does *Resurrection* Mean? (page 4)
- Activity • We Make Choices During Lent (pages 3–4)
- Closing Prayer • *Loving God, thank you for the promise that death leads to new life. Amen.* (Repeat.)

### Day 5

- Gathering Prayer • *Loving God, thank you for the promise that death leads to new life. Amen.* (Repeat.)
- Weekly Lesson Assessment
- Closing Prayer (see page TG4-15)
- Closing Song • “Saying Yes” (CD-1, #17)

#### Friday Take-Home

Remind the students to share their lesson with their families and do the *Family Corner* activities and prayer on page 4 together.

#### Curriculum Connections

- **ELA:** Explain what an opinion is and how people form and develop different opinions. As a class, brainstorm different opinions people have. Invite the children to choose an opinion to write about. In their paragraph, they should support their claim with different examples. (CCSS.ELA-Literacy.W.3.1)
- **Math:** Invite the children to practice measuring to one-half and one-fourth of an inch. Provide rulers and different objects to measure. After they have recorded the measurements, instruct the children to make a line plot to display the data. The horizontal scale should be marked off in appropriate units. (CCSS.Math.Content.3.MD.B.4)

## Extending the Lesson

### Catholic Identity Project of the Week

One of the Corporal Works of Mercy is to bury the dead. Invite the children to make cards for parishioners who have experienced the death of a loved one. These cards can be nonspecific and given to the parish secretary or bereavement ministry to share as needed.

### Saints and Feast Days to Celebrate

- **April:** Month of the Holy Eucharist
- **April 2:** 15th Anniversary of Saint John Paul II's Death
- **April 4:** Saint Benedict the Moor – Born in Italy, Benedict's parents were African slaves. Benedict was given his freedom as a boy and lived a holy life as a cook known for his faith. **Ask:** What profession will I choose that can serve God?
- **April 4:** Saint Isidore, Bishop and Doctor of the Church – As Archbishop of Seville, Isidore made a big impact on the seventh-century Church—in Spain and beyond. From ministering to the poor to opening school to train priests to writing doctrinal summaries of the Trinity and Incarnation, Isidore organized and guided the Church of Spain. He was named a Doctor of the Church.



### Teaching This Week's Lesson

#### Share Experiences

**Objectives** • The children will:


- Identify saints as people who are in Heaven.
- Identify signs of life.
- Reflect on sadness that comes with a death.
- Consider what we believe happens when a person dies.

 Gather in a circle and sing "Yes, Lord, I Believe" (CD-2, #26) to begin your *Good News* session.

**Gathering Prayer** Explain that we believe that friends of Jesus who have died are in Heaven or will be someday. Every person in Heaven is a saint, and we can ask them to pray for us. Invite the children to name people in their families or among their friends and neighbors who have died. After each name, lead the children in saying "Pray for us." End by praying: "All you holy men and women." The children respond, "Pray for us."

**Cover Activity • Find the Signs of Life (page 1)** Distribute *Good News* and invite the children to describe the cover pictures. There are two identical scenes with many differences. Read the two questions and instructions. Give the children time to find the differences on their own, then discuss them as a class. Ask: When do we see more signs of life in nature? *Spring and summer.* Ask: What happens to things in nature in the fall and winter? *Leaves change color and fall, flowers die, trees "go to sleep" for the winter.* Point out that all things that live will die.

**Story • A Sad Time for Peter (page 2)** Have the children infer the mood of the story from the title and the pictures. Direct them to read the story alone silently, in pairs aloud, or listen as you read it to them. Then invite them to talk about the story events—what happened to Rusty and why, why the friends couldn't help Peter, what Grandma Carson said, what Peter did with Rusty. Ask: How would you feel if Rusty were your dog? Let as many children as possible share their stories of pets dying.

 **Discuss the *Know* question related to the story.** Ask: Why does death make us sad? Why do you choose that person to share with? How does that person listen and help you? Have you ever listened to someone else's sad feelings? Have you ever shared your sad feelings with God?

**Discussion • What Happens When People Die?** Children have many questions about death, such as: Why do people have to die? Does dying hurt? What is Heaven like? Invite the children to share their questions. Discipline yourself to listen

to the questions and to the answers they give before you attempt a response. Death and Resurrection are the biggest mysteries of our faith as well as of our lives. You bless the children by giving them an opportunity to talk about these topics. Don't be nervous about initiating this discussion. Your faith in the Resurrection will nourish the children's faith even if you think your answers are not theologically sophisticated.

Some points to make are


- People are made of living matter, and everything living—such as flowers, trees, and animals—changes, gets old, and dies.
- A person's spirit or soul—the part that is in their mind and heart, their ability to know and love—doesn't die.
- A person's soul goes to Heaven to be with God even though their body has died. Heaven is being with God, who made us and loves us best.
- Jesus promises us that at the end of the world, we will get our bodies back too.
- We don't know if our pets will be in Heaven, but we know God loves us and loves it when we are happy, so maybe everything that gives us joy on Earth will be in Heaven too.

**Activity • Stretch and Sing** Print *S-A-I-N-T-S* on the board. Invite the children to stand and stretch as you play and sing "Saints" (CD-2, #22).


#### Discover Gospel and Doctrine

**Objectives** • The children will:

- Recognize Martha and Mary's belief in Jesus.
- Distinguish between Lazarus's return to life and Jesus' Resurrection.
- Locate the Our Father in the Gospels.
- Review the Our Father and its seven petitions.

 Stand and sing "Glory and Praise to You, Lord Jesus Christ" (CD-2, #23) to prepare for the Gospel proclamation.

**Sunday Gospel • Jesus Raises Lazarus (page 3)** Assign the parts of Narrator, Martha, Mary, and Jesus. Direct those children to proclaim the Gospel. After a moment of quiet, recall the details—why Jesus went to see Lazarus, what has happened, how Mary and Martha feel, how Jesus feels.

 **Discuss the *Know* questions related to the Gospel.** Then ask: What do Martha and Mary believe about Jesus? *He is God's Son; if he had been there earlier, Lazarus wouldn't have died; because of Jesus, we will be raised from death.*

**Activity • Gospel Creative Drama** Divide the children into groups of three to act out the part of the story where Jesus talks to Martha and Mary. Then assign them partners to act out the Jesus and Lazarus part of the story. Finally, dramatize the entire story. Some children can be the tomb and some the stone that gets rolled back.



**Connecting Gospel and Doctrine (page 2)**

Read aloud the first paragraph under “Life After Death.”

Make sure that the children understand the differences between Lazarus’s new life and Jesus’ resurrected life. Then read aloud the second paragraph. Emphasize that Jesus’ Resurrection is a promise to us that we also can spend forever in Heaven with God after we die. Ask: What do we call people who have died and gone to Heaven? *Saints*. Ask: Who wants to go to Heaven? Be a saint? Remind the children that following Jesus will help them get to Heaven someday.

**Catholic Faith Word • Resurrection (page 3)**

Read aloud the definition of *Resurrection*. Point out that Jesus’ Resurrection is the most important truth in the Catholic faith.



Distribute the children’s *What the Church Believes and Teaches* handbooks.



**What the Church Believes and Teaches**

**The Perfect Prayer (page 35),  
The Lord’s Prayer (page 40)**

**Ask:** What is the prayer that Jesus taught us? *Our Father* or *Lord’s Prayer*. Direct the

children to turn to page 35 in their handbooks to find out why it’s sometimes called the perfect prayer. Invite a strong reader to read the section under The Perfect Prayer.

**Assign** partners and distribute one Bible to each pair. Direct half the class to locate Matthew 6:9–15 and the other half Luke 11:2–4. Explain that the prayer we say today is most like the version found in Matthew’s Gospel.

**Direct** the children to turn to page 40 in their handbooks and look at the blue box. Explain that there are seven petitions in the Lord’s Prayer—the first three are for God’s glory, the last four are for our needs. Go over the seven petitions and what they mean. Answer any questions about vocabulary.

**Y** Have the children close the *What the Church Believes and Teaches* handbooks and return to *Good News*, page 4.

**Live the Gospel**

**Objectives • The children will:**

- Reflect on the meaning of the Resurrection.
- Choose a Lenten practice for the week.

**Activity • What Does Resurrection Mean? (page 4)**

Distribute pencils and complete this activity as a class. Direct the children to draw a line after each vertical word in the answer to help them figure out the answer. **Answers:** *daffodil, green, tomb, Martha, sad, eggs, baby, tulip, chick, Baptism, stone, lamb, lily, butterfly, sisters.*

**Activity • We Make Choices During Lent (pages 3–4)**


Discuss the pictures in the tulip shapes at the bottom of pages 3 and 4. Give the children time to choose, cut out, and tape this last Lenten choice to their cross in class or send it home. If you have been keeping the Lenten crosses in the classroom, send them home with a note explaining the activity.

**Closing Prayer** Remind the children that praying the Our Father (Lord’s Prayer) unites us with Jesus and helps us become more like God. It helps us to have humble and trusting hearts so we can go to Heaven someday. Divide into two smaller groups. Group 1 will pray the first part of the Our Father. Group 2 will pray the second half. Conclude by saying “Amen” together.



Play and sing “Saying Yes” (CD-1, #17) to end your *Good News* session.

**Lesson Wrap-Up**



Visit [gospelweeklies.com/assessment](http://gospelweeklies.com/assessment) to download this week’s lesson assessment.

Use Activity #1 from the *Good News Activity Book* as a take-home activity or lesson wrap-up.



## For Catechists and Teachers

### Scripture Background

On Palm/Passion Sunday, we hear two Gospels: first, the people of Jerusalem welcome Jesus to the city as a king; then, we hear of Jesus' Passion and Death.

### Connecting Scripture and Doctrine

When Holy Week begins, the crowds welcome Jesus to Jerusalem. On Friday, Jesus dies on the Cross, and his body is placed in a tomb. In between, we remember the Last Supper, Jesus' arrest and trial, and his Passion. Jesus wants to save all people from sin and death. His Death opened the gates of Heaven for us.

The celebrations of Holy Week culminate at the empty tomb of the Holy Saturday and Easter Sunday Gospels, where death could not hold Jesus. Jesus shows his love for us at his Last Supper and in his Passion. His Resurrection promises that suffering and death are never the end for a Christian.

"Jesus' entry into Jerusalem manifested the coming of the kingdom that the King-Messiah was going to accomplish by the Passover of his Death and Resurrection. It is with the celebration of that entry on Palm Sunday that the Church's liturgy solemnly opens Holy Week" (CCC, 560).

### Sharing the Lesson with Families

Suggest that parents go over the Holy Week booklet with their child. Send home a note containing times of the Holy Week services. Encourage parents to attend with their child.

### Materials

- Good News Student Lesson for 4/5
- Catechism handbook, pages 41-42 and 57
- CD player and Promise/Good News CDs
- pencils, crayons
- scissors, glues

### Suggested Music

- "Hosanna! Shout Hosanna!" (CD-1, #18)
- "Glory and Praise to You . . ." (CD-2, #23)
- "Take This and Eat" (CD-1, #21)
- "Lord, By Your Cross" (CD-1, #22)

### Lesson Resources

- Good News Activity Book, Activity #2
- Lesson Assessment (gospelweeklies.com/assessment)
- Video Links (gospelweeklies.com/weekly-videos)

## Single-Session Lesson Pacing Guides

*Note: These pacing guides are suggestions for how to present the lesson. Please adapt the lesson to suit your needs.*

### 60-Minute Lesson

#### Share Experiences (5-10 minutes)

- Gathering Song and Prayer • "Hosanna!" (CD-1, #18)
- Activity • Welcome Acrostic

#### Discover Gospel and Doctrine (40-45 minutes)

- Gospel Ritual • "Glory and Praise to You . . ." (CD-2, #23)
- Sunday Gospel • Hosanna (page 1)
- Sunday and Holy Thursday Gospels • Friend (page 2)
- Activity • Stretch and Sing "Take This and Eat" (CD-1, #21)
- Good Friday Gospel • Cross (page 3)
- Catholic Faith Word • Passion (page 3)
- Activity • Move and Sing "Lord, By Your Cross" (CD-1, #22)
- Connecting Gospel and Doctrine (page 4)



Distribute the children's *What the Church Believes and Teaches* handbooks. Turn to pages 41-42 and 57.

#### Live the Gospel (10-15 minutes)

- Activity • We Celebrate Holy Week (page 4)
- Activity • Holy Week Booklet (pages 1-4)
- Closing Prayer and Song • "Lord, By Your Cross" (CD-1, #22)

#### Take-Home

- Good News Activity Book, Activity #2
- Remind the children to share their lesson with their families and do the *Family Corner* activities and prayer on page 4 together.

### 90-Minute Lesson

#### Share Experiences (10-15 minutes)

- Gathering Song and Prayer • "Hosanna!" (CD-1, #18)
- Activity • Welcome Acrostic
- Activity • March and Sing "Hosanna!" (CD-1, #18)

#### Discover Gospel and Doctrine (60-65 minutes)

- Gospel Ritual • "Glory and Praise to You . . ." (CD-2, #23)
- Sunday Gospel • Hosanna (page 1)
- Sunday and Holy Thursday Gospels • Friend (page 2)
- Activity • Stretch and Sing "Take This and Eat" (CD-1, #21)
- Good Friday Gospel • Cross (page 3)
- Catholic Faith Word • Passion (page 3)
- Activity • Move and Sing "Lord, By Your Cross" (CD-1, #22)
- Connecting Gospel and Doctrine (page 4)



Distribute the children's *What the Church Believes and Teaches* handbooks. Turn to pages 41-42 and 57.

- Activity • Good News Activity Book, Activity #2

#### Live the Gospel (10-15 minutes)

- Activity • We Celebrate Holy Week (page 4)
- Activity • Holy Week Booklet (pages 1-4)
- Closing Prayer and Song • "Lord, By Your Cross" (CD-1, #22)

#### Take-Home

Remind the children to share their lesson with their families and do the *Family Corner* activities and prayer on page 4 together.



# Lesson Theme: Jesus suffers and dies for us.

## Five-Day Lesson Pacing Guide

*Note: This pacing guide suggests how to present the lesson over five days. Please adapt the lesson to suit your needs.*

### Day 1

#### Share Experiences

- Gathering Song • “Hosanna!” (CD-1, #18)
- Gathering Prayer (see page TG4-18)
- Activity • Welcome Acrostic
- Activity • March and Sing “Hosanna!” (CD-1, #18)
- Closing Prayer • *Dear Jesus, we welcome you into our hearts and lives. Amen. (Repeat.)*

### Day 2

#### Discover Gospel and Doctrine

- Gathering Prayer • *Dear Jesus, we welcome you into our hearts and lives. Amen. (Repeat.)*
- Gospel Ritual • “Glory and Praise to You . . .” (CD-2, #23)
- Sunday Gospel • Hosanna (page 1)
- Sunday and Holy Thursday Gospels • Friend (page 2)
- Activity • Stretch and Sing “Take This and Eat” (CD-1, #21)
- Good Friday Gospel • Cross (page 3)
- Catholic Faith Word • Passion (page 3)
- Activity • Move and Sing “Lord, By Your Cross” (CD-1, #22)
- Connecting Gospel and Doctrine (page 4)
- Closing Prayer • *Dear Jesus, thank you for your great love for us. Amen. (Repeat.)*

### Day 3

- Gathering Prayer • *Dear Jesus, thank you for your great love for us. Amen. (Repeat.)*



**Distribute the students' *What the Church Believes and Teaches* handbooks. Turn to pages 41–42 and 57.**

- Activity • *Good News Activity Book*, Activity #2
- Closing Prayer • *Dear Jesus, thank you for suffering and dying to save us. Amen. (Repeat.)*

### Day 4

#### Live the Gospel

- Gathering Prayer • *Dear Jesus, thank you for suffering and dying to save us. Amen. (Repeat.)*
- Activity • We Celebrate Holy Week (page 4)
- Activity • Holy Week Booklet (pages 1–4)
- Closing Prayer • *Dear Jesus, thank you for opening the gates of Heaven for us. Amen. (Repeat.)*

### Day 5

- Gathering Prayer • *Dear Jesus, thank you for opening the gates of Heaven for us. Amen. (Repeat.)*
- Weekly Lesson Assessment
- Closing Prayer (see page TG4-19)
- Closing Song • “Lord, By Your Cross” (CD-1, #22)

#### Friday Take-Home

Remind the students to share their lesson with their families and do the *Family Corner* activities and prayer on page 4 together.

#### Curriculum Connections

- **Math:** Give each child a unique two-step equation that includes the four operations. Direct them to write a word problem that includes the equation. (CCSS.Math.Content.3.OA.D.8)
- **SS:** Explain that civic values and democratic principles exist to guide the government and protect people from unfair arrests. Ask the children to identify values and principles that guide the classroom, local community, and government. (D2.Civ.8.3-5)

### Catholic Identity Project of the Week

Jesus asked his friends to keep watch while he prayed, but they fell asleep. Sometimes we ignore people who ask us to do something so that we can do something else. Invite each child to identify one thing their parents ask them to do. Encourage them to commit to doing it either the first time they are asked or without being asked. Next week, invite them to share how they did.

## Extending the Lesson

### Saints and Feast Days to Celebrate

- **April 5: Saint Vincent Ferrer** – Vincent is known for his preaching, missionary work, and strong faith. He worked hard to mend a divided Church. **Pray:** Lord, make me a peacemaker. Amen.
- **April 5: World Youth Day** – Celebrated internationally every three years, World Youth Day is celebrated locally every year on Palm Sunday. This year's theme is based on Jesus' words to the widow's son who had died: “Young man, I say to you, arise” (Luke 7:14).
- **April 7: Saint John Baptist de la Salle** – John focused his ministry on teaching the poor so that they could recognize their dignity as children of God and rise above poverty. He gave away his wealth to establish the Institute of the Brothers of the Christian Schools.




### Teaching This Week's Lesson

#### Share Experiences

**Objectives** • The children will:

- Recognize the meaning of *Hosanna*.
- Identify ways they welcome others.

 Gather in a circle. Explain that *Hosanna* is a Hebrew shout of joy that means "Save us, we pray." Play and sing "Hosanna! Shout Hosanna!" (CD-1, #18) to begin your *Good News* session.

**Gathering Prayer** Pray: "Dear Jesus, we welcome you into our hearts and into our lives. Help us to always keep our hearts open to you." The children respond, "Amen."


**Activity • Welcome Acrostic** Print the word *WELCOME* vertically in big letters on the board. Brainstorm welcoming words or actions that start with each letter. Encourage the children to practice being welcoming in the week ahead.

**Activity • March and Sing** Invite the children to follow you as you march around the room while playing and singing "Hosanna! Shout Hosanna!" (CD-1, #18).

#### Discover Gospel and Doctrine

**Objectives** • The children will:

- Identify the events of Holy Week and the Triduum.
- Pray with the Stations of the Cross.

 Stand and sing "Glory and Praise to You, Lord Jesus Christ" (CD-2, #23) to prepare for the proclamation of the Gospel.

**Sunday Gospel • Hosanna (page 1)** Ask: What do we call the week before Easter? *Holy Week*. During Holy Week, we remember the events of Jesus' last days—his being welcomed to Jerusalem, his suffering (Passion), and his Death and burial.

Direct the children to look at the big word on page 1. Ask: What does *Hosanna* mean? Explain that on Palm Sunday of the Passion of the Lord, we have two Gospels. The first is proclaimed at the very beginning of Mass. We may be asked to go outside or to the entrance of the church to hear this Gospel and then join the procession, carrying palm branches. Assign readers to proclaim the Gospel. The remaining children take the part of All. Invite all to stand for the proclamation of the Gospel.

Invite the children to look at the picture on page 1. Ask: Do Jesus and the people look happy or sad? Relate their happiness to how we feel when we welcome or are welcomed.



Discuss the first *Know* question related to the Gospel. *They believed he was the Messiah, the one God had sent to save them. They had heard of his teachings and miracles.*

**Sunday and Holy Thursday Gospels • Friend (page 2)** For three days, Jesus taught in the Temple. Then he asked his friends to prepare a special meal. Assign the reading parts. The remaining children take the part of All. Invite all to stand for the proclamation of the Gospel.

Invite the children to look at the picture on page 2. Ask: What part of the Gospel does this picture show? On Holy Thursday evening, we celebrate the Mass of the Lord's Supper. The priest or other minister will wash the feet of twelve people.



Discuss the second and third *Know* questions related to the Gospel. *2. To show them the kind of leader he wants them to be—servant. 3. At the Last Supper, Jesus took bread and wine and changed them into his Body and Blood. At every Mass, bread and wine become Christ's Body and Blood.*

**Activity • Stretch and Sing** Invite the children to stand and stretch in place as you play "Take This and Eat" (CD-1, #21). After playing the chorus once, encourage the children to join in.

**Good Friday Gospel • Cross (page 3)** After his Last Supper with his Apostles, Jesus took three of them—Peter, James, and John—into a garden to pray. The three Apostles fell asleep. Jesus prayed he wouldn't have to suffer. Finally, he prayed, "Father, I would rather this didn't have to happen, but I want what you want."

Soldiers came and arrested Jesus. The people accused Jesus of putting himself in God's place. They condemned him to die and gave him a cross to carry to a hill outside the city.

Assign the reading parts. The remaining children take the part of All. Invite everyone to stand for the proclamation of the Gospel.

Invite the children to look at the picture. Ask: What part of the Gospel does this picture show?

**Catholic Faith Word • Passion (page 3)** Read aloud the definition of *passion*. When we have passion for something, we feel strongly. We call Jesus' suffering and Death his *Passion* because he suffered a lot. Even though Jesus was fully God, he was also fully human like us. That means that he suffered through the terrible things they did to him like any human would.



Discuss the fourth *Know* question related to the Gospel. *Jesus' Death shows us how great God's love is for us. Jesus died to save us from our sins and open the gates of Heaven for us.*

**Activity • Move and Sing** Invite the children to stand and sway in place as you play “Lord, By Your Cross” (CD-1, #22). Stop after the chorus is played the fourth time. (The fifth verse is about the Resurrection.)



**Connecting Gospel and Doctrine (page 4)** Read aloud “Jesus Died to Save Us.” This reviews the events of Holy Week and the reasons Jesus’ Death is important.



**Distribute the children’s *What the Church Believes and Teaches* handbooks.**



## What the Church Believes and Teaches

**Praying the Stations of the Cross (pages 41–42), Church Year: Triduum (page 57)**

**Direct** the children to turn to page 41 in their handbooks. Read the title and paragraphs above the activity. Invite the children to take turns reading the fourteen stations on pages 41–42.

**Distribute** pencils and invite the children to write short prayers for each station. Explain that when we pray the Stations of the Cross (also called the Way of the Cross), we reflect on Jesus’ suffering. This may lead us to pray a prayer of thanks or a prayer asking for help for ourselves or someone else.

**Provide** examples of prayers or do this activity together as a group. Examples: 1. Help me not judge people unfairly. 2. Help Aunt Mary with her cancer. 3. Help me try again when I mess up. 4. Thank you for our Mother Mary. 5. Help me be ready to help others. 6. Help me be kind to those who are hurting. 7. Thank you for giving us second chances. 8. Thank you for people who care about me. 9. Thank you for giving me third chances. 10. Help me respect my body and the bodies of others. 11. Help me think of your pain when I hurt. 12. Thank you for dying for my sins. 13. Help me take care of people. 14. Bless all people who will die today.

**Explain** that we can pray this prayer any time of the year, not only in Lent. It’s a helpful prayer when we are having a hard time.

**Direct** the children to turn to page 57. Point out the wedge for the Triduum. Invite volunteers to read about the Triduum and Easter Season. Distribute crayons and invite the children to color those two areas.

**Have the children close the *What the Church Believes and Teaches* handbooks and return to *Good News*, page 4.**

## Live the Gospel

**Objectives • The children will:**

- Review key moments in Jesus’ final days.
- Create a Holy Week booklet.

**Activity • We Celebrate Holy Week (page 4)**

Turn to page 4 of *Good News* and read the instructions aloud. **Answers:** Jerusalem, Last, Body, Blood, washed, feet, cross, sins. **Message:** *Jesus loves us and shows us how to love one another.*


**Activity • Holy Week Booklet (pages 1–4)** Invite the children to open *Good News* flat on their worktables with pages 1 and 4 facing up. Distribute scissors and direct them to cut on the cutting line, placing the photo strip faceup.

Look together at pages 1–3 of the booklet. Ask: What is happening in the picture? Which photo shows people today celebrating this event in Jesus’ life? Direct them to cut the corresponding photo from the strip and glue it in the space. Distribute crayons and direct the children to color the capital letters. **NOTE:** Make sure they keep and take home Connecting Gospel and Doctrine: Jesus Died to Save Us.

**Closing Prayer • Holy Week Prayer Service (pages 1–3)** Gather in a circle. Invite five children to take the parts of leader, Jesus, and the three readers. The remaining children take the part of All. Begin each page by saying the large word together. Continue through the booklet.

Play and sing “Lord, By Your Cross” (CD-1, #22) to bring your *Good News* session to a close.

## Lesson Wrap-Up



Visit [gospelweeklies.com/assessment](http://gospelweeklies.com/assessment) to download this week’s lesson assessment.

Use Activity #2 from the *Good News Activity Book* as a take-home activity or lesson wrap-up.



## For Catechists and Teachers

### Scripture Background

Easter celebrates Jesus' Resurrection from the dead. This is the core of Christian faith.

### Connecting Scripture and Doctrine

We believe that Jesus rose to new life after his Death on the Cross. The Resurrection of Jesus is the most important truth of our Catholic faith. That makes Easter the Church's most important celebration. As Jesus' disciples, we share our belief in his Resurrection by our words and actions.

"The Paschal mystery has two aspects: by his death, Christ liberates us from sin; by his Resurrection, he opens for us the way to a new life. This new life is above all justification that reinstates us in God's grace, 'so that as Christ was raised from the dead by the glory of the Father, we too might walk in newness of life'" (CCC, 654).

### Sharing the Lesson with Families

Encourage parents to ask their child why Easter is so important. Suggest that parents invite their child to use the puppets to tell them the Easter story.

**Editor's Note:** This lesson has the Gospels for Easter and the 2nd Sunday of Easter (Sunday of Divine Mercy). If you meet twice during that time, follow the lesson plan through the *Know* questions following the Easter Gospel in the first session. Begin the second session with the Gospel Ritual and Gospel for the 2nd Sunday of Easter and finish the activities that follow.

### Materials

- Good News Student Lesson for 4/12 & 4/19
- Catechism handbook, pages 11 and 45
- CD player and *Promise/Good News* CD-2
- scissors, tape or glue sticks
- craft sticks (four per child)
- drawing paper, crayons
- materials for creating an Easter candle

### Suggested Music

- "New Life" (CD-2, #1)
- "Risen Today" (CD-2, #3)
- "Gospel Acclamation" (CD-2, #24)

### Lesson Resources

- *Good News Activity Book*, Activity #27
- Lesson Assessment (gospelweeklies.com/assessment)
- Video Links (gospelweeklies.com/weekly-videos)

## Single-Session Lesson Pacing Guides

*Note: These pacing guides are suggestions for how to present the lesson. Please adapt the lesson to suit your needs.*

### 60-Minute Lesson

#### Share Experiences (10–15 minutes)

- Gathering Song and Prayer • "New Life" (CD-2, #1)
- Activity • Signs of New Life
- Activity • What's Missing? (page 1)

#### Discover Gospel and Doctrine (30–35 minutes)

- Gospel Ritual • "Gospel Acclamation" (CD-2, #24)
- Sunday Gospel: Easter (pages 1–2)
- Sunday Gospel: 2nd Sunday of Easter (page 3)
- Activity • Telling the Easter Story (page 3)
- Connecting Gospel and Doctrine (page 2)
- Catholic Faith Word • Easter (page 4)

 Distribute the children's *What the Church Believes and Teaches* handbooks. Turn to pages 11 and 45.

#### Live the Gospel (15–20 minutes)

- Activity • The Easter Candle Is a Sign of Jesus (page 4)
- Closing Prayer and Song • "New Life" (CD-2, #1)

#### Take-Home

- *Good News Activity Book*, Activity #27
- Remind the children to share their lesson with their families and do the *Family Corner* activities and prayer on page 4 together.


### 90-Minute Lesson

#### Share Experiences (15–20 minutes)

- Gathering Song and Prayer • "New Life" (CD-2, #1)
- Activity • Signs of New Life
- Activity • What's Missing? (page 1)
- Activity • Stretch and Sing "Risen Today" (CD-2, #3)

#### Discover Gospel and Doctrine (45–50 minutes)

- Gospel Ritual • "Gospel Acclamation" (CD-2, #24)
- Sunday Gospel: Easter (pages 1–2)
- Sunday Gospel: 2nd Sunday of Easter (page 3)
- Activity • Telling the Easter Story (page 3)
- Connecting Gospel and Doctrine (page 2)
- Catholic Faith Word • Easter (page 4)

 Distribute the children's *What the Church Believes and Teaches* handbooks. Turn to pages 11 and 45.

- Activity • *Good News Activity Book*, Activity #27

#### Live the Gospel (15–20 minutes)

- Activity • The Easter Candle Is a Sign of Jesus (page 4)
- Closing Prayer and Song • "New Life" (CD-2, #1)

#### Take-Home

Remind the children to share their lesson with their families and do the *Family Corner* activities and prayer on page 4 together.

# Lesson Theme: We celebrate the joy of Jesus' Resurrection.

## Five-Day Lesson Pacing Guide

*Note: This pacing guide suggests how to present the lesson over five days. Please adapt the lesson to suit your needs.*

### Day 1

#### Share Experiences

- Gathering Song • “New Life” (CD-2, #1)
- Gathering Prayer (see page TG4-22)
- Activity • Signs of New Life
- Activity • What’s Missing? (page 1)
- Activity • Stretch and Sing “Risen Today” (CD-2, #3)
- Closing Prayer • *Loving God, we thank you for the new life we see in your Creation. Amen.* (Repeat.)

### Day 2

#### Discover Gospel and Doctrine

- Gathering Prayer • *Loving God, we thank you for the new life we see in your Creation.* (Repeat.)
- Gospel Ritual • “Gospel Acclamation” (CD-2, #24)
- Sunday Gospel: Easter (pages 1–2)
- Sunday Gospel: 2nd Sunday of Easter (page 3)
- Activity • Telling the Easter Story (page 3)
- Connecting Gospel and Doctrine (page 2)
- Catholic Faith Word • Easter (page 4)
- Closing Prayer • *Loving God, thank you for raising Jesus from the dead. Amen.* (Repeat.)

### Day 3

- Gathering Prayer • *Loving God, thank you for raising Jesus from the dead. Amen.* (Repeat.)



Distribute the students' *What the Church Believes and Teaches* handbooks. Turn to pages 11 and 45.

- Activity • *Good News Activity Book*, Activity #27
- Closing Prayer • *Dear Jesus, help us to put our belief in your Resurrection into action. Amen.* (Repeat.)

### Day 4

#### Live the Gospel

- Gathering Prayer • *Dear Jesus, help us to put our belief in your Resurrection into action. Amen.* (Repeat.)
- Activity • The Easter Candle Is a Sign of Jesus (page 4)
- Closing Prayer • *Dear Jesus, help us to celebrate Easter all through the Easter season. Amen.* (Repeat.)

### Day 5

- Gathering Prayer • *Dear Jesus, help us to celebrate Easter all through the Easter season. Amen.* (Repeat.)
- Weekly Lesson Assessment
- Closing Prayer • (see page TG4-23)
- Closing Song • “New Life” (CD-2, #1)

#### Friday Take-Home

Remind the students to share their lesson with their families and do the *Family Corner* activities and prayer on page 4 together.

#### Curriculum Connections

- **ELA:** Invite the children to write a paragraph that explains how their family celebrates Easter. (CCSS.ELA-Literacy.W.2.2)
- **Tech:** Using Google Translate ([translate.google.com](https://translate.google.com)), [k-international.com/blog/international-peace-day-how-to-say-peace-in-35-languages](https://k-international.com/blog/international-peace-day-how-to-say-peace-in-35-languages), or a different translation site, teach your class how to say *peace* or *peace be with you* in a few different languages. Take a video of them to send out to parents or, if possible, the parish community.

## Extending the Lesson

### Saints and Feast Days to Celebrate

#### Catholic Identity Project of the Week

Divine Mercy Sunday celebrates the divine mercy of God as expressed by Jesus to Saint Faustina. Teach your class the Divine Mercy Chaplet and say it together ([kofc.org/en/resources/cis/devotionals/divinemeracy.pdf](https://kofc.org/en/resources/cis/devotionals/divinemeracy.pdf)).

- **April 16: Saint Bernadette Soubirous** – This sickly daughter of a poor French miller was gifted with eighteen visions of the Blessed Virgin Mary in 1858. Lourdes has become a popular Marian shrine that attracts millions of visitors every year, many who seek healing of body or spirit. **Act:** Pray the Hail Mary today for healing.
- **April 19: Sunday of Divine Mercy** – Saint Faustina Kowalska—and God’s mercy—inspire

the Divine Mercy devotion. Sister Faustina had a vision of Christ that has become known as *The Divine Mercy*. **Pray:** Jesus, I trust in you. Amen.

- **April 25: Saint Mark, Evangelist** – Mark drew on Peter’s witness and the Churches in Jerusalem and Antioch as sources for his Gospel, which is the oldest and shortest of the four. **Pray:** Lord, help us to share your Good News. Amen.




### Teaching This Week's Lesson

#### Share Experiences

**Objectives** • The children will:

- Identify *Alleluia* as meaning "Praise God."
- Identify signs of new life.
- Anticipate the meaning of the empty tomb.

 Gather in a circle. Play and sing "New Life" (CD-2, #1) to begin your *Good News* session.

**Gathering Prayer** Greet the children with "Christ is risen. Alleluia!" Ask them to greet you back in the same way. Explain that *Alleluia* is an Easter word that means "Praise God."

**Activity • Signs of New Life** Ask: What signs of new life do we see in the spring? What is your favorite springtime flower? What do you like to do outside in springtime?

**Activity • What's Missing? (page 1)** Distribute *Good News* and direct the children to look at the cover. Ask: What is at the top of the page? *A cave tomb.* Explain that Jesus was placed in a tomb like this after he died. The big stone was put across the door to keep people and animals out. Ask: What do you expect to see in this tomb? *Jesus' body.* Invite the children to imagine that they came to Jesus' tomb and found the stone rolled away and Jesus' body gone. Ask: How would you feel? What would you think had happened to Jesus' body? Tell them that they will hear about this happening to Mary Magdalene, John, and Simon Peter in the Gospel.

**Activity • Stretch and Sing** Invite the children to dance in place to "Risen Today" (CD-2, #3). Encourage them to sing out "Alleluia" after the words "Everybody sing."

#### Discover Gospel and Doctrine


**Objectives** • The children will:

- Relate that Jesus rose from death to new life.
- Relate that the Risen Jesus appeared to his followers.
- Identify the Corporal and Spiritual Works of Mercy.

 Stand and sing "Gospel Acclamation" (CD-2, #24) as preparation for the proclamation of the Gospel.


**Sunday Gospel: Easter • The Empty Tomb and Jesus Appears to Mary Magdalene (pages 1-2)** Invite the children to recall the events of Holy Week. Use your Holy Week booklet from last week to help them remember.

Assign five readers and have the children proclaim the Gospels on pages 1 and 2.

 **Discuss the first two *Know* questions related to the Gospel.** 1. *Mary thought someone took Jesus' body, John believed that Jesus is risen.* Ask: What do you think Peter thought happened to Jesus? 2. *Jesus calls her by name.* Ask: Why didn't Mary realize that the man in the garden was Jesus? *She was upset. She still thought someone had taken Jesus' body, so she didn't expect to see him alive. Maybe Jesus didn't look the same as he did before his Resurrection.*


**Sunday Gospel: 2nd Sunday of Easter • Jesus Appears to His Disciples (page 3)** Assign new readers to the parts of Storyteller, Jesus, Mary Magdalene, and Thomas. The rest of the class can take the part of Followers. Direct the children to proclaim the Gospel.

Ask: To whom did Jesus appear that night? *His disciples.* Ask: What did he tell his friends? *Peace be with you. Receive the Holy Spirit.* Ask: Why didn't Thomas believe that the other friends had seen Jesus? *He didn't see Jesus and hadn't received the Holy Spirit.*


 **Discuss the third *Know* question related to the Gospel.** 3. *Seeing the Risen Jesus, seeing and touching Jesus' wounds from being hung on the Cross.*

**Activity • Telling the Easter Story (page 3)** Distribute scissors, tape or glue sticks, and craft sticks (four per child). Direct the children to cut out the four puppets and tape or glue them to craft sticks.

Divide the children into groups of four. Direct them to use their puppets to retell the story in their own words.

 **Connecting Gospel and Doctrine (page 2)** Read "From Belief to Action." Emphasize that Jesus' Resurrection is the most important truth of our faith. Explain that if we believe, then we will show this in loving words and actions.

**Catholic Faith Word • Easter (page 4)** Read the definition of *Easter* to conclude your Gospel discussion. Explain that the first Mass of Easter is celebrated after sunset on the Saturday night before Easter Sunday. Since Jesus' Resurrection is the most important truth of our faith, we celebrate the season of Easter for seven weeks, ending on Pentecost.

 **Distribute the children's *What the Church Believes and Teaches* handbooks.**



## What the Church Believes and Teaches

**Creed:** On the third day [Jesus] rose again from the dead (page 11), Works of Mercy (page 45)


**Direct** the children to turn to page 11 in their handbooks and find the heading that starts “On the third day.” This part of the Apostles’ Creed is about Easter. Invite them to look at the picture of an empty tomb. This is not Jesus’ tomb, but it is similar to what Jesus’ tomb would have looked like.

**Invite** a strong reader to read aloud the paragraph under the heading “On the third day.” Point out that the last part of the paragraph tells what happened after Jesus’ Resurrection until he ascended to Heaven (the Ascension) forty days after Easter Sunday.

**Read** aloud the second paragraph in Connecting Gospel and Doctrine on page 2 of *Good News*. Emphasize that our belief in Jesus and his Resurrection means we must live our lives as Jesus’ followers and obey God’s laws. Ask: What one word sums up Jesus’ law for us? *Love*.

**Direct** the children to turn to page 45 in their handbooks and look at the blue box. Explain that these are the Works of Mercy—ways that God wants us to show our love for others. There are two sets—one set, the Spiritual, are ways to help the spirit of a person. The other set, the Corporal, are ways to help a person’s body. Read aloud The Spiritual Works of Mercy, asking after each one: What does this mean for us? How can we do this? Encourage practical ideas of things the children really can do. Do the same for The Corporal Works of Mercy.

**Distribute** drawing paper and crayons. Invite the children to choose one of the Works of Mercy and draw themselves doing it. Direct them to print the name of the Work across the top of the page. Share and discuss as time allows. Create a display of these in the classroom or in a place where people of the parish will see them.

 Have the children close the *What the Church Believes and Teaches* handbooks and return to *Good News*, page 4.

## Live the Gospel


**Objective** The children will recognize the Easter candle as a sign of Jesus’ presence.

**Activity • The Easter Candle Is a Sign of Jesus (page 4)** Ask: Where is the Easter candle in our church? Read the activity title and introduction at the top of the page. Ask: Did anyone go to the Easter Vigil Mass? That is when the candle is lit and carried into church. The Easter candle (Paschal candle) is a sign of the Risen Jesus, who is with the Church for all time.

Read the prayers the priest uses and guide the children in tracing with a finger on the pictured cross what the priest does on Holy Saturday. Have the children repeat each phrase after you. Explain that Alpha and Omega are the first and last letters of the Greek alphabet. When we say Christ is the Alpha and the Omega, we mean he always has been and always will be—the beginning and the end. Read the concluding paragraph.

Create an Easter candle for your classroom. “Light” it during each of your *Good News* classes from now until the end of the year. As the cross and other symbols are added to the candle, repeat the words the priest uses.

**Closing Prayer** Bring *Good News* to the prayer circle. Read aloud the blessing prayer of the Easter candle (page 4) together. Conclude by giving each other Jesus’ Easter greeting: “Peace be with you.”

 Play and sing “New Life” (CD-2, #1) to bring your *Good News* session to a close.

## Lesson Wrap-Up

**Good News** November 11, 2020 2nd Sunday of Easter The New Catechism

Name: \_\_\_\_\_

Answer the following questions based on the lesson.

- In the Sunday Gospel, what do we learn from the foolish girl’s mistake? \_\_\_\_\_
- What is their consequence for getting more oil? \_\_\_\_\_
- Name two ways we can prepare for Jesus’ Second Coming. \_\_\_\_\_
- When do we pray psalms? \_\_\_\_\_
- In the story “The Happy Devotee,” why isn’t Jean prepared for the talent show? \_\_\_\_\_

GospelWeeklies

Name: \_\_\_\_\_


**We Help Those in Need**

When Jesus and his disciples went to the Temple, they saw a group of people who were begging for money. They had some of the money and put it in the poor box at the Temple.

Read the passage below and complete the two boxes.

On a family drive, I saw some people who were begging for money. I had some of my allowance and put it in the poor box at school on Sunday.

All school I visited a child who only managed to find a cup for lunch. He is a wonderful child.



T Good News

Visit [gospelweeklies.com/assessment](http://gospelweeklies.com/assessment) to download this week’s lesson assessment.

Use Activity #27 from the *Good News Activity Book* as a take-home activity or lesson wrap-up.



## For Catechists and Teachers

### Scripture Background

A stranger joins Cleopas and another disciple as they walk from Jerusalem to Emmaus on Easter evening. The stranger talks about passages in Scripture that say God's servant would have to suffer in order to show God's glory. The stranger's words rekindle their hopes that Jesus might be the Messiah. The disciples discover that the stranger is Jesus when he blesses bread, breaks it, and gives it to them. They know Jesus in the breaking of bread.

### Connecting Scripture and Doctrine

We believe in Jesus' Real Presence in the bread and wine that become his Body and Blood during the Mass. When we receive Holy Communion, we say "Amen." Our "Amen" says that we believe the bread and wine are really Jesus.

"It is by this action (the breaking of bread) that his disciples recognize [Jesus] after his Resurrection, and it is this expression that the first Christians use to designate their Eucharistic assemblies; by doing so they signified that all who eat the one broken bread, Christ, enter into communion with him and form but one body in him" (CCC, 1329).

### Sharing the Lesson with Families

Encourage parents to talk with their child about the Mass and its meaning to them. Suggest that they look at their child's booklet and affirm their child for following Jesus' way.

### Materials

- Good News Student Lesson for 4/26
- Catechism handbook, pages 14 and 22
- CD player and *Promise/Good News* CD-2
- pencils or crayons
- map of the Holy Land
- Bible open to Luke 22:19–20

**NOTE:** Prepare one booklet in advance.

### Suggested Music

- "New Life" (CD-2, #1)
- "Come and Follow Me" (CD-2, #14)
- "Gospel Acclamation" (CD-2, #24)
- "He Is Risen, Alleluia!" (CD-2, #2)

### Lesson Resources

- *Good News Activity Book*, Activity #17
- Lesson Assessment (gospelweeklies.com/assessment)
- Video Links (gospelweeklies.com/weekly-videos)

## Single-Session Lesson Pacing Guides

**Note:** These pacing guides are suggestions for how to present the lesson. Please adapt the lesson to suit your needs.

### 60-Minute Lesson

#### Share Experiences (15–20 minutes)

- Gathering Song and Prayer • "New Life" (CD-2, #1)
- Cover Activity • Who Is Making Loving Choices? (page 1)
- Bible Story • Saint Paul Changes His Mind (page 2)

#### Discover Gospel and Doctrine (25–30 minutes)

- Gospel Ritual • "Gospel Acclamation" (CD-2, #24)
- Sunday Gospel • On the Road to Emmaus (page 3)
- Discuss the *Know* question related to the Gospel.
- Connecting Gospel and Doctrine (page 4)
- Catholic Faith Word • Real Presence (page 4)



Distribute the children's *What the Church Believes and Teaches* handbooks. Turn to pages 14 and 22.

#### Live the Gospel (15–20 minutes)

- Activity • Jesus' Followers Make Loving Choices (page 4)
- Activity • I Follow Jesus' Way (pages 1–4)
- Closing Prayer and Song • "He Is Risen, Alleluia!" (CD-2, #2)

#### Take-Home

- *Good News Activity Book*, Activity #17
- Remind the children to share their lesson with their families and do the *Family Corner* activities and prayer on page 4 together.

### 90-Minute Lesson

#### Share Experiences (20–25 minutes)

- Gathering Song and Prayer • "New Life" (CD-2, #1)
- Cover Activity • Who Is Making Loving Choices? (page 1)
- Bible Story • Saint Paul Changes His Mind (page 2)
- Activity • Stretch and Sing "Come and Follow Me" (CD-2, #14)

#### Discover Gospel and Doctrine (45–50 minutes)

- Gospel Ritual • "Gospel Acclamation" (CD-2, #24)
- Sunday Gospel • On the Road to Emmaus (page 3)
- Discuss the *Know* question related to the Gospel.
- Connecting Gospel and Doctrine (page 4)
- Catholic Faith Word • Real Presence (page 4)



Distribute the children's *What the Church Believes and Teaches* handbooks. Turn to pages 14 and 22.

#### Live the Gospel (15–20 minutes)

- Activity • Jesus' Followers Make Loving Choices (page 4)
- Activity • I Follow Jesus' Way (pages 1–4)
- Closing Prayer and Song • "He Is Risen, Alleluia!" (CD-2, #2)

#### Take-Home

Remind the children to share their lesson with their families and do the *Family Corner* activities and prayer on page 4 together.



## Lesson Theme: We follow Jesus' way.

### Five-Day Lesson Pacing Guide

*Note: This pacing guide suggests how to present the lesson over five days. Please adapt the lesson to suit your needs.*

#### Day 1

##### Share Experiences

- Gathering Song • “New Life” (CD-2, #1)
- Gathering Prayer (see page TG4-26)
- Cover Activity • Who Is Making Loving Choices? (page 1)
- Bible Story • Saint Paul Changes His Mind (page 2)
- Activity • Stretch and Sing “Come and Follow Me” (CD-2, #14)
- Closing Prayer • *Dear Jesus, help us to celebrate Easter all through the Easter season. Amen.* (Repeat.)

#### Day 2

##### Discover Gospel and Doctrine

- Gathering Prayer • *Dear Jesus, help us to celebrate Easter all through the Easter season. Amen.* (Repeat.)
- Gospel Ritual • “Gospel Acclamation” (CD-2, #24)
- Sunday Gospel • On the Road to Emmaus (page 3)
- Discuss the *Know* question related to the Gospel.
- Connecting Gospel and Doctrine (page 4)
- Catholic Faith Word • Real Presence (page 4)
- Closing Prayer • *Dear Jesus, thank you for giving us your Body and Blood in Holy Communion. Amen.* (Repeat.)

#### Day 3

- Gathering Prayer • *Dear Jesus, thank you for giving us your Body and Blood in Holy Communion. Amen.* (Repeat.)



**Distribute the students' *What the Church Believes and Teaches* handbooks. Turn to pages 14 and 22.**

- Activity • *Good News Activity Book*, Activity #17
- Closing Prayer • *Dear Jesus, help us to believe you are really present in Holy Communion. Amen.* (Repeat.)

#### Day 4

##### Live the Gospel

- Gathering Prayer • *Dear Jesus, help us to believe you are really present in Holy Communion. Amen.* (Repeat.)
- Activity • Jesus' Followers Make Loving Choices (page 4)
- Activity • I Follow Jesus' Way (pages 1–4)
- Closing Prayer • *Dear Jesus, help us to always follow your way. Amen.* (Repeat.)

#### Day 5

- Gathering Prayer • *Dear Jesus, help us to always follow your way. Amen.* (Repeat.)
- Weekly Lesson Assessment
- Closing Prayer (see page TG4-27)
- Closing Song • “He Is Risen, Alleluia!” (CD-2, #2)

##### Friday Take-Home

Remind the students to share their lesson with their families and do the *Family Corner* activities and prayer on page 4 together.

##### Curriculum Connections

- **Math:** Play Around the World ([educationworld.com/a\\_lesson/00-2/lp2113.shtml](http://educationworld.com/a_lesson/00-2/lp2113.shtml)) with addition and subtraction within twenty. (CCSS.Math.Content.2.OA.B.2)
- **SS:** Discuss that Jesus traveled to a lot of cities and towns to tell people about God's love. Ask the children how Jesus knew where to go. Invite them to construct a map of their neighborhood so they can know where to go to tell people about Jesus. In small groups, direct the children to construct a map of your state. (D2.Geo.1.3-5)

## Extending the Lesson

### Saints and Feast Days to Celebrate

#### Catholic Identity Project of the Week

Sharing a meal is central to our faith and life as Catholics. Unfortunately, too many people in our local communities are food insecure. Encourage your class to participate in the food drive organized by the older classes.

- **April 29: Saint Catherine of Siena, Virgin and Doctor of the Church** – Catherine was intelligent and cheerful. Although a contemplative, she took note of public affairs. **Ask:** How can private prayer influence public action?
- **April 30: Saint Pius V** – This Dominican friar was elected Pope following the Council of Trent (1545–1563). Pius was a reformer who enforced the decrees and teachings of Trent.

He wore the white habit of the Dominicans, leading Popes since then to wear white cassocks.

- **Month of May – Month of Our Lady**
- **May 1: Saint Joseph the Worker** – This second feast of Saint Joseph (the first is March 19) focuses on his work as a carpenter. In 1955, Pope Pius XII introduced this memorial to help workers see the dignity of human labor. **Ask:** How can work can be a source of holiness?




### Teaching This Week's Lesson

#### Share Experiences

**Objectives** • The children will:

- Identify loving choices.
- Recognize how Saint Paul became a Christian teacher.

 Gather in a circle. Greet the children by saying, "Happy Easter!" Point out that Easter isn't over. The Easter season will continue for several more weeks. Play and sing "New Life" (CD-2, #1).

**Gathering Prayer** Pray: "Dear Jesus, we want to follow your way. Help us to make loving choices and show people your love." The children respond, "Amen."

**Cover Activity • Who Is Making Loving Choices? (page 1)** Distribute *Good News* faceup and ask: What is happening in each of the pictures? Read the first two sentences together. Distribute pencils or crayons and direct the children to follow the directions. Ask: Which pictures did you draw hearts around? Why? Which pictures did you cross out? Why?

Read aloud the last two sentences. Direct the children to find the letters and figure out Jesus' message: *Love*.

**Bible Story • Saint Paul Changes His Mind (page 2)** Like all of us, Saint Paul never knew the historical Jesus, but his experience of the Risen Jesus became the center of his life. Read the introduction at the top left of the page with the children, making sure they understand that Saul and Paul are the same person. Use a map to point out where Jerusalem and Damascus are.

Explain what A.D. 40 means. A.D. stands for *Anno Domini*, which means "Year of the Lord" in Latin. We count our years from the year of Jesus' birth. This means A.D. 40 is about forty years after Jesus was born and about seven years after his Death and Resurrection. Ask: How many years is A.D. 2020 from the year of Jesus' birth? *About 2,020.*

Explain that after Jesus' Resurrection, those who followed Jesus were often persecuted. This means that some people treated them badly—put them in prison, hurt, or even killed them.


Invite the children to read the story quietly to themselves. Review the details as a group. Ask: Why did Saul persecute the Christians? Why does he stop persecuting Christians? *Jesus tells Saul that when he persecutes his followers, he is persecuting Jesus.* Ask: Why is the man (Ananias) afraid to talk to Saul? Why do you think he baptizes Saul and teaches him about Jesus? What does Jesus call Saul (Paul) to do?

**Activity • Stretch and Sing** Lead the children around the room as you play and sing "Come and Follow Me" (CD-2, #14).

#### Discover Gospel and Doctrine


**Objectives** • The children will:


- Identify that Jesus' followers knew him in the breaking of bread.
- Recognize that Jesus is really present in Holy Communion.
- Recognize that we call the Mass a *sacrifice*.

 Stand and sing "Gospel Acclamation" (CD-2, #24) as preparation for the proclamation of the Gospel.


**Sunday Gospel • On the Road to Emmaus (page 3)** Have the children identify an event of Jesus' life that they recognize in the picture at the top of the page. *Jesus broke bread and shared a cup of wine at his Last Supper with his followers.* Jesus is breaking bread in this picture too.

Assign five readers to proclaim the Gospel. The rest of the class can take the part of Friends.

 **Discuss the Know question related to the Gospel.** First ask: Why did Jesus' friends feel sad? *Jesus had been killed. They had hoped he was the Messiah who God sent to save them.* Then ask the *Know* question on page 2. *They knew him when he blessed the bread and broke it like he did at the Last Supper.*

 **Connecting Gospel and Doctrine (page 4)** Read aloud "Jesus Is with Us." Ask: What did Jesus say at the Last Supper when he gave his Apostles bread? *This is my Body. Take it and eat. Do this in memory of me.* Ask: What did Jesus say at the Last Supper when he gave his Apostles wine? *This is my Blood. Take it and drink. Do this in memory of me.* Emphasize that we believe that Jesus really meant what he said—that the bread and wine had become his Body and Blood. At every Mass, the bread (hosts) and wine still look and taste like bread and wine, but they *really* become Jesus' Body and Blood. Jesus is *really* present in them.

**Catholic Faith Word • Real Presence (page 4)** Read aloud the definition of *Real Presence*. Ask: When does this happen at Mass? *During the Eucharistic Prayer. When the priest tells the story of the Last Supper and repeats Jesus' words, the bread and wine become Jesus' Body and Blood.*

 **Distribute the children's *What the Church Believes and Teaches* handbooks.**



## What the Church Believes and Teaches

Amen (page 14),  
Eucharist (page 22)

**Ask:** When do we say “Amen”? *At the end of prayers, when we receive Holy Communion, after the Eucharistic Prayer at Mass.* Ask: What does *Amen* mean? Direct the children to turn to page 14 in their handbooks and find the section on Amen. Invite a volunteer to read aloud the last sentence.


**Help** the children to make connections between the Last Supper and the Mass. Read aloud Luke 22:19–20. Tell the children that we celebrate Mass because Jesus told us, “Do this in memory of me.”

**Print** the word *Eucharist* on the board. Ask: What does *Eucharist* mean? *It’s from the Greek for thanksgiving, it’s another name for the Mass, it’s Jesus’ Body and Blood.* Direct the children to turn to page 22 in their handbooks. Invite a volunteer to read aloud the first paragraph under the heading “Eucharist.”

**Ask:** What is a sacrifice? *To give up something, usually for the sake of something or someone else.* Ask: What is a sacrifice you have made? Encourage them to think back to Lent and the things they gave up or the extra things they did. Those were sacrifices. Ask: What kinds of sacrifices do your parents make for you? What sacrifice did Jesus make to save us? *He sacrificed his life because of his love for us.*

**Invite** a strong reader to read the next paragraph under “Eucharist.” We call the Mass a *sacrifice* because we are remembering Jesus’ great sacrifice for us. We thank Jesus for his sacrifice by going to Mass and participating, receiving Holy Communion with respect, clearly saying “Amen” and meaning that we believe we’re really receiving Jesus’ Body and Blood, and following Jesus’ way after we leave Mass.

**Invite** the children to bow their heads as you pray: “Dear Jesus, we believe that Holy Communion is really your Body and Blood. Thank you for this great gift! Help us to always receive you with love and respect.” The children respond, “Amen.”

 Have the children close the *What the Church Believes and Teaches* handbooks and return to *Good News*, page 4.

## Live the Gospel

**Objectives** • The children will:

- Apply Jesus’ teachings and dramatize loving choices.
- Complete a booklet about following Jesus.

**Activity • Jesus’ Followers Make Loving Choices (page 4)** Assign partners and give each pair a story to read and resolve. Direct them to read the story starter and brainstorm three solutions. They may act out their solutions for the class. Vote on the best solution to each situation.

**Activity • I Follow Jesus’ Way (pages 1–4)** Distribute scissors and have the children open *Good News* so the cover and page 4 are showing. Demonstrate how to cut off the lower part of the page on the heavy dark line. Direct the children to find the words “I Follow Jesus’ Way” in blue. This will be the first page of the folding booklet. Call attention to the diagram on page 1 that shows what the finished booklet will look like. Have your own copy ready for them to see. Give the children time to make the creases and folds. Distribute pencils and crayons. Give them time to finish the booklet.

**Closing Prayer** Gather in a prayer circle with their booklets. Pray: “Loving God, here is how we follow Jesus’ way.” (*Volunteers take turns reading a page from their booklets.*) “Please bless us and keep us safe.” The children respond, “Amen,” and exchange a sign of peace.



Play and sing “He Is Risen, Alleluia!” (CD-2, #2) to close your prayer and *Good News* gathering.

## Lesson Wrap-Up

**Good News** November 14, 2020 3rd Sunday of Easter The Year CLX

Name: \_\_\_\_\_

Answer the following questions based on the lesson.

1. In the Sunday Gospel, what do we learn from the foolish girl’s mistake? \_\_\_\_\_
2. What is their consequence for getting more off? \_\_\_\_\_
3. Name two ways we can prepare for Jesus’ Second Coming. \_\_\_\_\_
4. When do we pray psalms? \_\_\_\_\_
5. In the story “The Happy Derris,” why isn’t Juan prepared for the talent show? \_\_\_\_\_

GospelWeeklies



Visit [gospelweeklies.com/assessment](http://gospelweeklies.com/assessment) to download this week’s lesson assessment.

Use Activity #17 from the *Good News Activity Book* as a take-home activity or lesson wrap-up.



## For Catechists and Teachers

### Scripture Background

In Sunday's Gospel, Jesus says that he is the gate to the sheep pen. He tells us that all who come into the pen will be protected and kept safe. Shepherds in Jesus' time would sleep across the pen's opening so that the sheep could not get out and enemies could not get in.

### Connecting Scripture and Doctrine

We are Jesus' sheep, and he is our Good Shepherd. He leads us to true happiness that will last. True happiness comes from following Jesus and doing his will. Jesus laid down his life so that we might have life to the full. Jesus teaches us the Beatitudes. These are the attitudes of Jesus' followers that will give us real happiness.

"The Church is . . . a *sheepfold*, the sole and necessary gateway to which is Christ" (CCC, 754). "The seed and beginning of the Kingdom are the 'little flock' of those whom Jesus came to gather around him, the flock whose shepherd he is. They form Jesus' true family. To those whom he thus gathered around him, he taught a new 'way of acting' and a prayer of their own" (CCC, 764).

### Sharing the Lesson with Families

Encourage parents to talk with their child about the blessings their family receives from God. Suggest that parents share how following Jesus has brought them lasting happiness.

### Materials

- Good News Student Lesson for 5/3
- Catechism handbook, page 44
- CD player and *Promise/Good News* CD-2
- crayons
- drawing paper
- pencils

### Suggested Music

- "New Life" (CD-2, #1)
- "God's Love Is . . ." (CD-2, #6)
- "Gospel Acclamation" (CD-2, #24)
- "Come and Follow Me" (CD-2, #14)

### Lesson Resources

- *Good News Activity Book*, Activity #23
- Lesson Assessment ([gospelweeklies.com/assessment](http://gospelweeklies.com/assessment))
- Video Links ([gospelweeklies.com/weekly-videos](http://gospelweeklies.com/weekly-videos))

## Single-Session Lesson Pacing Guides

*Note: These pacing guides are suggestions for how to present the lesson. Please adapt the lesson to suit your needs.*

### 60-Minute Lesson

#### Share Experiences (20–25 minutes)

- Gathering Song and Prayer • "New Life" (CD-2, #1)
- Warm-Up Activity
- Cover Activity • God Blesses Me (page 1)
- Story • The Lost Hamster (page 2)
- Discuss the *Know* questions related to the story.

#### Discover Gospel and Doctrine (25–30 minutes)

- Gospel Ritual • "Gospel Acclamation" (CD-2, #24)
- Sunday Gospel • Jesus Is the Good Shepherd (page 3)
- Discuss the *Know* questions related to the Gospel.
- Connecting Gospel and Doctrine (page 2)
- Catholic Faith Word • Beatitudes (page 3)



Distribute the children's *What the Church Believes and Teaches* handbooks. Turn to page 44.

#### Live the Gospel (10–15 minutes)

- Activity • Jesus Leads Us to Happiness (page 4)
- Closing Prayer and Song • "Come and Follow Me" (CD-2, #14)

#### Take-Home

- *Good News Activity Book*, Activity #23
- Remind the children to share their lesson with their families and do the *Family Corner* activities and prayer on page 3 together.

### 90-Minute Lesson

#### Share Experiences (25–30 minutes)

- Gathering Song and Prayer • "New Life" (CD-2, #1)
- Warm-Up Activity
- Cover Activity • God Blesses Me (page 1)
- Story • The Lost Hamster (page 2)
- Discuss the *Know* questions related to the story.
- Activity • Stretch and Sing "God's Love Is . . ." (CD-2, #6)

#### Discover Gospel and Doctrine (45–50 minutes)

- Gospel Ritual • "Gospel Acclamation" (CD-2, #24)
- Sunday Gospel • Jesus Is the Good Shepherd (page 3)
- Discuss the *Know* questions related to the Gospel.
- Connecting Gospel and Doctrine (page 2)
- Catholic Faith Word • Beatitudes (page 3)



Distribute the children's *What the Church Believes and Teaches* handbooks. Turn to page 44.

- Activity • *Good News Activity Book*, Activity #23

#### Live the Gospel (10–15 minutes)

- Activity • Jesus Leads Us to Happiness (page 4)
- Closing Prayer and Song • "Come and Follow Me" (CD-2, #14)

#### Take-Home

Remind the children to share their lesson with their families and do the *Family Corner* activities and prayer on page 3 together.

# Lesson Theme: We follow our Good Shepherd.

## Five-Day Lesson Pacing Guide

*Note: This pacing guide suggests how to present the lesson over five days. Please adapt the lesson to suit your needs.*

### Day 1

#### Share Experiences

- Gathering Song • “New Life” (CD-2, #1)
- Gathering Prayer (see page TG4-30)
- Warm-Up Activity
- Cover Activity • God Blesses Me (page 1)
- Story • The Lost Hamster (page 2)
- Discuss the *Know* questions related to the story.
- Activity • Stretch and Sing “God’s Love Is . . .” (CD-2, #6)
- Closing Prayer • *Loving God, thank you for the many blessings in our lives. Amen.* (Repeat.)

### Day 2

#### Discover Gospel and Doctrine

- Gathering Prayer • *Loving God, thank you for the many blessings in our lives. Amen.* (Repeat.)
- Gospel Ritual • “Gospel Acclamation” (CD-2, #24)
- Sunday Gospel • Jesus Is the Good Shepherd (page 3)
- Discuss the *Know* questions related to the Gospel.
- Connecting Gospel and Doctrine (page 2)
- Catholic Faith Word • Beatitudes (page 3)
- Closing Prayer • *Jesus, our Good Shepherd, thank you for caring for us. Amen.* (Repeat.)

### Day 3

- Gathering Prayer • *Jesus, our Good Shepherd, thank you for caring for us. Amen.* (Repeat.)



**Distribute the students’ *What the Church Believes and Teaches* handbooks. Turn to page 44.**

- Activity • *Good News Activity Book*, Activity #23
- Closing Prayer • *Jesus, our Good Shepherd, thank you for leading us to happiness. Amen.* (Repeat.)

### Day 4

#### Live the Gospel

- Gathering Prayer • *Jesus, our Good Shepherd, thank you for leading us to happiness. Amen.* (Repeat.)
- Activity • Jesus Leads Us to Happiness (page 4)
- Closing Prayer • *Jesus, our Good Shepherd, help us to always follow you. Amen.* (Repeat.)

### Day 5

- Gathering Prayer • *Jesus, our Good Shepherd, help us to always follow you. Amen.* (Repeat.)
- Weekly Lesson Assessment
- Closing Prayer (see page TG4-31)
- Closing Song • “Come and Follow Me” (CD-2, #14)

#### Friday Take-Home

Remind the students to share their lesson with their families and do the *Family Corner* activities and prayer on page 3 together.

#### Curriculum Connections

- **Sci:** Provide the children with a variety of random objects (e.g., play dough, straws, paperclips, string, rubber bands, bouncy balls). Assign partners and direct the pairs to use their objects to create a gate that opens and closes. The children should explain to the class how they built their gates. (K-2-ETS1-2)
- **ELA:** Distribute a magazine ad to each child. Direct them to write a descriptive or narrative paragraph(s) about the advertisement. Sentences should have proper subject-verb agreement and include a variety of nouns, pronouns, adjectives, and adverbs. (CCSS.ELA-Literacy.L.3.1)

## Extending the Lesson

### Saints and Feast Days to Celebrate

- **May 3: World Day of Prayer for Vocations** – Today we pray for faith and grace for those called to the priesthood, religious life, and missionary life.
- **May 3: Saints Philip and James, Apostles** – Although we know nothing remarkable about these men from the Gospels, Jesus chose them to be among the Twelve. **Ask:** How can we be faithful in quiet yet important ways?
- **May 7: Saint Rosa Venerini** – When Rose gathered neighborhood women to pray the Rosary, she found many were uneducated and knew little of their Catholic faith. Before her death in 1728, Rose founded forty free public schools for girls in Italy. The teachers she organized became known as the Religious Teachers Venerini.
- **May 7: National Day of Prayer (USA)**

### Catholic Identity Project of the Week

Scripture often refers to sheep and shepherds. God is usually portrayed as the shepherd and we as his flock of sheep. Invite the children to reflect on what this means in their relationship with God. Allow them to reflect by writing or drawing. Share reflections with the class.




### Teaching This Week's Lesson

#### Share Experiences

**Objectives** • The children will:

- Recognize that God blesses them in many ways.
- Identify the types of care a pet needs.

 Gather in a circle. Greet the children by saying, "Happy Easter!" Play and sing "New Life" (CD-2, #1).

**Gathering Prayer** Pray: "Dear Jesus, you are our Good Shepherd. We are your sheep. Thank you for taking good care of us and leading us to happiness." The children respond, "Amen."

**Warm-Up Activity** Sit in a circle. Invite the children to tell you answers to the following:

- You are at the store. What kind of cereal do you buy? Why?
- You want a puppy. What kind of puppy do you want? Why?
- You are at the beach. Do you choose playing in the sand, running into the water, or looking for shells? Why?
- You are at the frozen yogurt store. You can only choose one topping. Which one do you choose? Why?

**Cover Activity • God Blesses Me (page 1)** Move to the work area. Distribute *Good News* and invite the children to describe the cover illustration.

Ask: What does the My Faith topping container look like? What is a blessing you have because of your Catholic faith?

The Family and Friends container has hearts. Ask: What are some examples of both receiving and giving love in your family and with your friends?

The Life container has happy faces. Ask: What are some feelings you have about being alive? *Happy, healthy, strong.*

The last container is empty. Invite the children to quietly think of another special blessing they have from God. Make a few suggestions to help them get started (e.g., pet; nature; talent with music, dance, sports, art, crafts; teacher or coach; intelligence; loving heart). Distribute crayons and invite the children to label their blessing and draw sprinkles.

Give the children time to draw the symbols of God's blessings in the bowl and color the words under the bowl.

**Story • The Lost Hamster (page 2)** Gather in a story circle. Ask: Who has a pet? Give each child a chance to name his or her pet and say one thing about it. Ask: What kind of care does a pet need? Invite the children to read the story aloud with a different child reading each new paragraph.



Discuss the *Know* questions related to the story.

1. Tess may not have latched the cage door; Teddy may have figured out how to open the latched door. 2. Tell Josie the truth, ask Josie to help find Teddy, say she is sorry. Ask: Do you think Tess was a good caretaker for Teddy? If Teddy comes out from wherever he is hiding, will Josie trust Tess to care for him again?

**Activity • Stretch and Sing** Stand and sing along to "God's Love Is . . ." (CD-2, #6). Invite the children to do gestures.

#### Discover Gospel and Doctrine

**Objectives** • The children will:

- Identify ways Jesus cares for us like a shepherd.
- Recognize the Beatitudes as Jesus' path to true happiness.



Stand and sing "Gospel Acclamation" (CD-2, #24) as preparation for the Gospel proclamation.

**Sunday Gospel • Jesus Is the Good Shepherd (page 3)** Brainstorm all that the children know about shepherds. Ask: What do shepherds do? Where do they live? Are there shepherds around today? Where? From whom do they protect their sheep?

Direct the children to turn to page 2 of *Good News*. Invite them to examine the picture. Ask: What are dangerous things a shepherd protects the sheep from? *Wolves, thorns, steep places, thieves.* Ask: How does the shepherd protect the sheep during the day? During the night?

Read aloud the title. Assign four readers to proclaim the Gospel.



Discuss the *Know* questions related to the Gospel.

1. A good shepherd takes good care of his sheep. 2. He calls us to follow him, protects us, leads us to make good and loving choices. Ask: How do the sheep know the shepherd? *They know his voice.* Ask: How does the shepherd protect the sheep? *He sleeps in the entrance to the sheep pen so no wolves or thieves can get to the sheep.* Ask: Who are Jesus' sheep? *His followers.* Ask: Why did Jesus say he had come? *So that his sheep might have full life.*



**Connecting Gospel and Doctrine (page 2)**

Read aloud "Happy Attitudes." Ask: When did you think something was going to make you happy? How long did your happiness last? Emphasize that Jesus wants to lead us to a full life and lasting happiness. The Beatitudes are Jesus' directions that will lead us to happiness on Earth and help us get to Heaven.

**Catholic Faith Word • Beatitudes (page 3)**

Read aloud the definition of *Beatitudes*. Explain that these attitudes are like Jesus' road map to happiness. Print *Be-attitudes*

on the board. The children can think of the Beatitudes as attitudes for being that will lead us to the happiness Jesus wants for us.



Distribute the children's *What the Church Believes and Teaches* handbooks.



## What the Church Believes and Teaches

### Beatitudes (page 44)

**Direct** the children to turn to page 44 in their Catechism handbooks and find "The Beatitudes." Invite the children to take turns reading aloud the Beatitudes. Direct

the readers to wait for you to nod at them to start reading.

**Add** the following explanations:

- The "poor in spirit" know that happiness doesn't come from things. They realize they wouldn't have anything if it wasn't from God.
- People who "mourn" are very sad, usually because someone they love has died. They find comfort and joy in believing that their loved one will be in Heaven with God.
- The "meek" know that all their talents and abilities are gifts from God. They don't brag about how good they are. They use their talents to do good.
- Those who "hunger and thirst for righteousness" want things to be fair for everyone and are willing to speak up and work to make that happen.
- Those who are "merciful" are kind and do not judge others. They are willing to forgive.
- The "pure in heart" are not selfish. They try to see others the way God sees them.
- The "peacemakers" want people to get along and are willing to speak up if something is wrong.
- Those who are "persecuted for righteousness' sake" know that doing the right thing might not make them popular, but they do the right thing anyway.

**Distribute** drawing paper and crayons. Write "My Path to Happiness" on the board. Direct the children to copy that title on their drawing paper. Invite them to draw a path across their papers and add drawings of actions and attitudes Jesus tells them will lead them to happiness on Earth and will lead them, eventually, to Heaven.



Have the children close the *What the Church Believes and Teaches* handbooks and return to *Good News*, page 4.

## Live the Gospel

**Objective** The children will identify ways that they follow Jesus.

**Activity • Jesus Leads Us to Happiness (page 4)** Invite the children to turn to page 4 of *Good News*. Read aloud the title and directions for the maze. Distribute pencils and make it clear that each sheep has a different path through the maze to the shepherd.

When all the children have found the paths through the maze, read the directions in the blue box. Offer an example of a word or phrase to use with a letter if the children need help getting started. Give the children time to complete this activity.

**Closing Prayer** Gather in a prayer circle. Pray: "Dear Jesus, you are our Good Shepherd. We are your sheep. Thank you for taking good care of us and leading us to happiness that will last." The children respond, "Amen."



Close your *Good News* session by playing and singing "Come and Follow Me" (CD-2, #14).

## Family Corner

Remind the children to share their *Gospel Weeklies* with their families and do the *Family Corner* activities and prayer together.

## Lesson Wrap-Up

**Good News** November 11, 2019  
 (The Beatitudes) (Catechism) (The Good News)

Name: \_\_\_\_\_

Answer the following questions based on the lesson.

1. In the Sunday Gospel, what do we learn from the foolish girls' mistake?  
 \_\_\_\_\_
2. What is their consequence for getting more oil?  
 \_\_\_\_\_
3. Name two ways we can prepare for Jesus' Second Coming.  
 \_\_\_\_\_
4. When do we pray tonight?  
 \_\_\_\_\_
5. In the story "The Happy Dancer," why isn't Juan prepared for the talent show?  
 \_\_\_\_\_

**GospelWeeklies**

Name: \_\_\_\_\_

**We Are Blessed**

Read each blessing and the explanation of what it means. Write your own prayer for each blessing.

Blessing	Meaning & Blessing	How I Can Live This Blessing
1. Blessed are the poor in spirit, for theirs is the kingdom of heaven.	They are humble and know they need God's help.	Be humble and know I need God's help.
2. Blessed are those who mourn, for they will be comforted.	They are sad because of someone they love who has died.	Be sad when someone I love dies, but know I will be comforted.
3. Blessed are the meek, for they will inherit the earth.	They are gentle and do not brag about how good they are.	Be gentle and do not brag about how good I am.
4. Blessed are those who hunger and thirst for righteousness, for they will be satisfied.	They want things to be fair for everyone and are willing to speak up and work to make that happen.	Want things to be fair for everyone and be willing to speak up and work to make that happen.
5. Blessed are the merciful, for they will be forgiven.	They are kind and do not judge others. They are willing to forgive.	Be kind and do not judge others. Be willing to forgive.
6. Blessed are the pure in heart, for they will see God.	They are not selfish. They try to see others the way God sees them.	Be not selfish. Try to see others the way God sees them.
7. Blessed are the peacemakers, for they will be called children of God.	They want people to get along and are willing to speak up if something is wrong.	Want people to get along and be willing to speak up if something is wrong.
8. Blessed are those who are persecuted for righteousness' sake, for theirs is the kingdom of heaven.	They know that doing the right thing might not make them popular, but they do the right thing anyway.	Know that doing the right thing might not make me popular, but I will do the right thing anyway.

**Good News**

Visit [gospelweeklies.com/assessment](http://gospelweeklies.com/assessment) to download this week's lesson assessment.

Use Activity #23 from the *Good News Activity Book* as a take-home activity or lesson wrap-up.



## For Catechists and Teachers

### Scripture Background

In Sunday's Gospel, Jesus' friends are worried. He has told them he must leave them and return to the Father. He tells them they know the way to the Father. The disciples protest that they don't know the way. Jesus answers their worries with love and tells them that when they follow him, they are on the path to God.

### Connecting Scripture and Doctrine

After Jesus returned to his Father, he sent the Holy Spirit to his disciples. The Holy Spirit gave them the courage to share the Good News. We received the Holy Spirit when we were baptized. When we celebrate the Sacrament of Confirmation, we receive a special strength of the Holy Spirit. This strength will help us to share the Good News through our words and actions.

"Christ's whole earthly life—his words and deeds, his silences and sufferings, indeed his manner of being and speaking—is *Revelation of the Father*" (CCC, 516). "The first and last point of reference . . . will always be Jesus Christ himself, who is 'the way, the truth, and the life'" (CCC, 1698).

### Sharing the Lesson with Families

Encourage parents to review with their child some of the things he or she learned about Jesus in their *Good News* year. Suggest that parents affirm their child for the ways he or she follows Jesus through loving and serving others.

### Materials

- *Good News* Student Lesson for 5/10
- Catechism handbook, pages 21 and 26
- CD player and *Promise/Good News* CD-2
- pencils and crayons

### Suggested Music

- "Come and Follow Me" (CD-2, #14)
- "Gospel Acclamation" (CD-2, #24)

### Lesson Resources

- *Good News Activity Book*, Activity #16
- Lesson Assessment (gospelweeklies.com/assessment)
- Video Links (gospelweeklies.com/weekly-videos)

## Single-Session Lesson Pacing Guides

**Note:** These pacing guides are suggestions for how to present the lesson. Please adapt the lesson to suit your needs.

### 60-Minute Lesson

#### Share Experiences (10–15 minutes)

- Gathering Song and Prayer • "Come and Follow Me" (CD-2, #14)
- Cover Activity • What Is Jesus' Way? (page 1)
- Story • Following Jesus' Way

#### Discover Gospel and Doctrine (25–30 minutes)

- Gospel Ritual • "Gospel Acclamation" (CD-2, #24)
- Sunday Gospel • Jesus Is the Way (page 2)
- Discuss the *Know* questions related to the Gospel.
- Connecting Gospel and Doctrine (page 2)
- Catholic Faith Word • Confirmation (page 3)



Distribute the children's *What the Church Believes and Teaches* handbooks. Turn to pages 21 and 26.

#### Live the Gospel (20–25 minutes)

- Activity • I Can Share Jesus' Way (page 3)
- Activity • I Can Follow Jesus' Way (page 4)
- Activity • We Are Sent Out (page 4)
- Closing Prayer and Song • "Come and Follow Me" (CD-2, #14)

#### Take-Home

- *Good News Activity Book*, Activity #16
- Remind the children to share their lesson with their families and do the *Family Corner* activities and prayer on page 3 together.

### 90-Minute Lesson

#### Share Experiences (15–20 minutes)

- Gathering Song and Prayer • "Come and Follow Me" (CD-2, #14)
- Cover Activity • What Is Jesus' Way? (page 1)
- Story • Following Jesus' Way
- Activity • Follow the Leader

#### Discover Gospel and Doctrine (50–55 minutes)

- Gospel Ritual • "Gospel Acclamation" (CD-2, #24)
- Sunday Gospel • Jesus Is the Way (page 2)
- Discuss the *Know* questions related to the Gospel.
- Connecting Gospel and Doctrine (page 2)
- Catholic Faith Word • Confirmation (page 3)



Distribute the children's *What the Church Believes and Teaches* handbooks. Turn to pages 21 and 26.

- Activity • *Good News Activity Book*, Activity #16

#### Live the Gospel (20–25 minutes)

- Activity • I Can Share Jesus' Way (page 3)
- Activity • I Can Follow Jesus' Way (page 4)
- Activity • We Are Sent Out (page 4)
- Closing Prayer and Song • "Come and Follow Me" (CD-2, #14)

#### Take-Home

Remind the children to share their lesson with their families and do the *Family Corner* activities and prayer on page 3 together.



# Lesson Theme: Jesus is our way to God.

## Five-Day Lesson Pacing Guide

*Note: This pacing guide suggests how to present the lesson over five days. Please adapt the lesson to suit your needs.*

### Day 1

#### Share Experiences

- Gathering Song • “Come and Follow Me” (CD-2, #14)
- Gathering Prayer (see page TG4-34)
- Cover Activity • What Is Jesus’ Way? (page 1)
- Story • Following Jesus’ Way
- Activity • Follow the Leader
- Closing Prayer • *Dear Jesus, thank you for inviting us to follow you. Amen.* (Repeat.)

### Day 2

#### Discover Gospel and Doctrine

- Gathering Prayer • *Dear Jesus, thank you for inviting us to follow you. Amen.* (Repeat.)
- Gospel Ritual • “Gospel Acclamation” (CD-2, #24)
- Sunday Gospel • Jesus Is the Way (page 2)
- Discuss the *Know* questions related to the Gospel.
- Connecting Gospel and Doctrine (page 2)
- Catholic Faith Word • Confirmation (page 3)
- Closing Prayer • *Dear Jesus, help us to follow you always. Amen.* (Repeat.)

### Day 3

- Gathering Prayer • *Dear Jesus, help us to follow you always. Amen.* (Repeat.)



Distribute the students’ *What the Church Believes and Teaches* handbooks. Turn to pages 21 and 26.

- Activity • *Good News Activity Book*, Activity #16
- Closing Prayer • *Holy Spirit, be our helper and guide. Amen.* (Repeat.)

### Day 4

#### Live the Gospel

- Gathering Prayer • *Holy Spirit, be our helper and guide. Amen.* (Repeat.)
- Activity • I Can Share Jesus’ Way (page 3)
- Activity • I Can Follow Jesus’ Way (page 4)
- Activity • We Are Sent Out (page 4)
- Closing Prayer • *Dear Jesus, you are the Way, the Truth, and the Life. Amen.* (Repeat.)

### Day 5

- Gathering Prayer • *Dear Jesus, you are the Way, the Truth, and the Life. Amen.* (Repeat.)
- Weekly Lesson Assessment
- Closing Prayer (see page TG4-35)
- Closing Song • “Come and Follow Me” (CD-2, #14)

#### Friday Take-Home

Remind the students to share their lesson with their families and do the *Family Corner* activities and prayer on page 3 together.

#### Curriculum Connections

- **Tech:** Invite the children to write a brief reflection about what they learned about Jesus this year. Publish these reflections (first names only) on a class blog or website. (ISTE.2016.6d)
- **SS:** Help the children research the way people lived, including the types of homes they had, during different time periods. Invite them to imagine being someone from their time period. Direct them to prepare a presentation explaining how they lived and what their home was like. (D2.His.4.K-2)

## Extending the Lesson

### Saints and Feast Days to Celebrate

- **May 10: Saint Damien de Veuster (USA)** – Born in Belgium, Father Damien went to Molokai, Hawaii, in 1873 to care for those with leprosy (Hansen’s disease). He provided leadership, helping them build houses, schools, and a church. **Ask:** Who can I help as a caregiver?
- **May 13: Our Lady of Fatima** – In 1917, three Portuguese children received apparitions of Our Lady near Fatima. Mary asked them to pray the Rosary. **Act:** Pray a decade of the Rosary for peace.
- **May 15: Saint Isidore the Farmer (USA)** – This Spanish farmer put participating in daily Mass ahead of his farm work, yet he always got his work completed. His wife, Maria, was also named a saint. They shared what little they had with the poor. They are the patron saints of farmers.
- **May 18: 100th Birthday of Saint John Paul II**

### Catholic Identity Project of the Week

Celebrate all that the children learned this year! Together with other catechists or teachers, plan a presentation of learning for the parish. Invite each class to prepare a skit, song, or reading to show what they learned. Invite parents and the larger parish community to the celebration.




### Teaching This Week's Lesson

#### Share Experiences

**Objectives** • The children will:

- Review many of Jesus' words and actions.
- Identify sharing as following Jesus' way.

 Gather in a circle. Play and sing "Come and Follow Me" (CD-2, #14) to begin your session.

**Gathering Prayer** Pray: "Jesus, help us to follow you always." The children respond, "Amen."

#### Cover Activity • What Is Jesus' Way? (page 1)

Move to the work area. Distribute pencils and copies of *Good News* with page 1 faceup. Study the page as a group. Begin by reading the first heading "Jesus healed people." The healing of a blind man was the Gospel for the 4th Sunday of Lent. Two examples shown are the ten lepers and Lazarus. The children may remember other stories of Jesus healing someone. Give them time to write any of these in the blanks. Complete the other two sections of the activity. This will lead into the children's commitment to Jesus' way later in the lesson.

**Story • Following Jesus' Way** Gather in the story circle and invite the children to listen to the story. Encourage them to listen closely to see who in the story is following Jesus' way.

*Ben was very excited! It was his birthday, and the only present he really wanted was a basketball. When his mom brought out the present at his birthday dinner, the box was big and heavy, just like a basketball box would be. Ben ripped it open. It was a basketball!*

*Ben gave his mom and dad a hug and ran out to the net and backboard his dad had set up near the driveway. Ben dribbled and shot, grabbed the rebound, then dribbled and shot again. His friends Michael and Charlie heard the ball bouncing and came out of their houses. "Watch me!" Ben shouted to them. He dribbled and shot and rebounded over and over.*

*"Can we play too?" Michael asked. But Ben was on a roll, and he didn't even hear Michael. "This is no fun," Michael said to Charlie.*

*Just then, Ben's older brother, Luke, came out to the driveway. When Ben dribbled toward the net, Luke stole the ball. He tried a layup and got his own rebound. He shot again, got the ball back, dribbled to the other side of the driveway and nailed a three-pointer. He got that ball back too. "Hey!" Ben said, "Let me shoot."*

*Luke stopped in the middle of his dribble. "I have an idea," Luke said. He pointed to Michael and Charlie. "Get your friends over here. I will teach you some good plays."*

*They played until it was too dark to see the net. It was Ben's best birthday ever.*

Ask: What made this a great birthday for Ben? Who helped Ben to follow Jesus' way? When have you had fun sharing with others?

**Activity • Follow the Leader** Play a game of Follow the Leader. Take the role of Leader or invite a volunteer to do so. As time allows, give several children a chance to lead.

#### Discover Gospel and Doctrine


**Objectives** • The children will:


- Recognize that following Jesus is the way to Heaven.
- Identify the Holy Spirit as our helper.

 Stand and sing "Gospel Acclamation" (CD-2, #24) as preparation for the Gospel proclamation.


#### Sunday Gospel • Jesus Is the Way (page 2)

Direct the children to look at the Gospel pictures on page 2. Ask: How does Jesus feel? *Happy and confident*. Ask: How do his friends feel? *Worried and confused*. Read the voice balloons aloud together. Notice that the ones with rounded edges are thought balloons. These people are not speaking aloud to Jesus but are expressing their worries to themselves.

 **Discuss the Know questions related to the Gospel.** Use these questions to build on the Easter theme of following. **1. Heaven.** *Follow his example, follow his teachings, follow his law of love, serve one another, put God first.* **3. Live like he taught them, make loving choices.** Ask: If Jesus were here and was about to leave, what would you ask him?

 **Connecting Gospel and Doctrine (page 2)** Read aloud "Gift of the Spirit." Point out that Jesus' friends were worried and confused because Jesus had told them he was leaving them to return to the Father (Heaven). But Jesus had promised to send them a helper—the Holy Spirit. Ten days after Jesus ascended to Heaven (the Ascension), Jesus sent the Holy Spirit to the Apostles on Pentecost. We first received the Holy Spirit when we were baptized. When we celebrate the Sacrament of Confirmation, we receive a special strength of the Holy Spirit that will help us to share the Good News.

**Catholic Faith Word • Confirmation (page 3)** Read aloud the definition of *Confirmation*. Tell the children when young people in your parish prepare to celebrate this sacrament.

 **Distribute the children's *What the Church Believes and Teaches* handbooks.**



## What the Church Believes and Teaches

**Confirmation (page 21),  
The Sacraments of Initiation  
(page 26)**

**Print** *Sacraments of Christian Initiation* on the board. Explain that *Christian Initiation* means we are beginning a special friendship with Jesus and with his Church. There are three sacraments that help us to do that. Ask: What is the first sacrament we receive? *Baptism*. Print *Baptism* on the board. Baptism is the beginning of our new life as children of God. Then add *Confirmation* under *Baptism*. Confirmation celebrates the Holy Spirit and makes our new life stronger. Print *Eucharist* on the board. The Eucharist feeds our new life and helps it grow deeper and more loving.

**Invite** the children to find page 21 in their Catechism handbooks. Direct them to the heading "Confirmation." Read aloud the paragraph. Emphasize the last sentence.

**Invite** the children to turn to page 26 in their handbooks. Distribute crayons and read the directions. Give the children time to complete the coloring activity and answer the three questions: *Baptism = water*, *Confirmation = fire*, *Eucharist = bread and chalice (cup)*.

**Have the children close the *What the Church Believes and Teaches* handbooks and return to *Good News*, page 3.**

### Activity • I Can Follow Jesus' Way (page 4)

Lead the children in following the directions to complete the activity.

**Activity • We Are Sent Out (page 4)** Invite a volunteer to read aloud the title and first line of this activity. Explain that other words the priest can use to send us forth at the end of Mass are: "Go forth, the Mass is ended"; "Go in peace, glorifying the Lord by your life"; and "Go in peace." Emphasize that this part of the Mass is when we are sent out to bring Jesus to the world.

Invite the children to choose one (or more) ways that they do or will love and serve. Emphasize that loving and serving others is how we bring Jesus to the world.

**Closing Prayer** Gather in a circle. Bless the children on their way into summer with this prayer: "Loving God, you blessed us with time together this year. Thank you. We liked learning about Jesus and about ways we can live as his followers. We will try to love as Jesus loved. We ask the Holy Spirit to help us."

Go around the circle and make a cross on each child's forehead while saying these words: "(Name) you are Jesus' follower and friend. Go and announce the Gospel of the Lord." The child responds, "Amen."



Play and sing "Come and Follow Me" (CD-2, #14) to end your *Good News* session. Encourage the children to always follow Jesus' way to God.

## Live the Gospel

**Objectives • The children will:**

- Identify a message they can share about Jesus.
- Identify ways they follow Jesus.

### Activity • I Can Share Jesus' Way (page 3)

Introduce the children to Archbishop Fulton Sheen. He is on the path to being named (canonized) as a saint. Read aloud the title and first paragraph. Ask: How did Archbishop Sheen follow Jesus' way? How do you think he used the strength of the Holy Spirit to help him do God's work in the world?

Read aloud the message that Archbishop Sheen is sharing on television. Read aloud the question in red. Give the children a little quiet time to think about their answers. Distribute crayons and pencils and invite the children to put themselves on television sharing a message about Jesus.

## Lesson Wrap-Up

**Good News** Thursday, 11, 2020  
2020 Sunday in Ordinary  
Time Year 2C

Name: \_\_\_\_\_

Answer the following questions based on the lesson.

- In the Sunday Gospel, what do we learn from the foolish girl's mistake?  
\_\_\_\_\_
- What is their consequence for getting more oil?  
\_\_\_\_\_
- Name two ways we can prepare for Jesus' Second Coming.  
\_\_\_\_\_
- When do we pray psalms?  
\_\_\_\_\_
- In the story "The Happy Dancers," why isn't Jean prepared for the talent show?  
\_\_\_\_\_

GospelWeeklies

**We Receive Gifts from the Holy Spirit**

Your Confirmation is a special day when you receive gifts from the Holy Spirit. Remember, you'll have gifts to give back. Think about what gifts the Holy Spirit will give you for the rest of your life. Use the cards below to make a poster about the gifts you'll receive.

<b>WISDOM</b> I will know the truth and will love it because it is the gift of the Holy Spirit.	<b>FEAR OF THE LORD</b> I will be in awe of God and will love Him because it is the gift of the Holy Spirit.
<b>KNOWLEDGE</b> I will know the truth and will love it because it is the gift of the Holy Spirit.	<b>REVERENCE</b> I will be in awe of God and will love Him because it is the gift of the Holy Spirit.
<b>ADORATION</b> I will be in awe of God and will love Him because it is the gift of the Holy Spirit.	<b>DETERMINATION</b> I will be in awe of God and will love Him because it is the gift of the Holy Spirit.
<b>TRUST</b> I will be in awe of God and will love Him because it is the gift of the Holy Spirit.	<b>CHARITY</b> I will be in awe of God and will love Him because it is the gift of the Holy Spirit.

T Good News

Visit [gospelweeklies.com/assessment](http://gospelweeklies.com/assessment) to download this week's lesson assessment.

Use Activity #16 from the *Good News Activity Book* as a take-home activity or lesson wrap-up.

**NOTE:** You have reached the end of Unit 4. Find the Unit 4 Assessment online at [gospelweeklies.com/assessment](http://gospelweeklies.com/assessment).

LITURGICAL YEAR			DOCTRINAL CONTENT					
	Date/Sunday	Sunday Gospels	Bible	Catholic Social Teaching	Creed	Sacraments & Liturgy	Life in Christ	Christian Prayer
ORDINARY TIME	September 22, 2019 25th Sunday Ordinary	Luke 16:1-13 Jesus Teaches His Followers	Gospels	Call to family and community	Jesus invites us to gather in faith. (#1348)	Mass: Liturgy of the Word	Living in unity with the Church	Gathering song and prayer
	September 29, 2019 26th Sunday Ordinary	Luke 16:19-31 Rich Man and Lazarus	Gospels; Great Commandment	Option for the poor and vulnerable	Jesus calls us to care for the poor. (#2463)	Mass: Gospel	Noticing others' needs	Prayers of petition
	October 6, 2019 27th Sunday Ordinary	Luke 17:5-10 Faith Like a Mustard Seed	Ten Commandments	Call to family and community	Faith is God's gift. (#176, 179-183)	Mass: Creed, Amen	Believing and having faith	Amen; Lord's Prayer
	October 13, 2019 28th Sunday Ordinary	Luke 17:11-19 Jesus Heals Ten Lepers	Jesus' healing miracles	Dignity of the human person	Jesus heals both body and soul. (#1503)	Seven Sacraments; Anointing of the Sick	Caring for and being cared for	Lord's Prayer
	October 20, 2019 29th Sunday Ordinary	Luke 18:1-8 Parable of a Persistent Widow	Jesus' parables	Dignity of the human person	Prayer puts us in the presence of God. (#2565)	Mass: Prayer of the Faithful	Asking God for what we need	Five Finger Prayer
	October 27, 2019 30th Sunday Ordinary	Luke 18:9-14 Pharisee and the Tax Collector	Jesus' parables; Pharisees	The human person is sacred.	Humility is the foundation of prayer. (#2559)	Reconciliation; saints	Looking for good in others	Praying to saints
	November 3, 2019 31st Sunday Ordinary	Luke 19:1-10 Jesus Meets Zacchaeus	Gospels	Call to family and community	Jesus brings salvation. (#452, 620)	Mass: Liturgy of the Eucharist	Being a friend; welcoming	Friendship prayer
	November 10, 2019 32nd Sunday Ordinary	Luke 20:27-38 Sadducees Challenge Jesus	Jesus' ancestors; Ten Commandments	Call to family and community	God calls us to repentance, conversion, and sainthood. (#961, 1490)	Sunday Mass: attending regularly	Putting God first	Prayer Flags
	November 17, 2019 33rd Sunday Ordinary	Luke 21:5-19 Jesus Teaches About End Times	Creation	Care for Creation; call to family and community	Jesus will come again. (#680-682)	Mass: Eucharist is thanksgiving prayer	Trusting and being trustworthy	Thanking God
ADVENT-CHRISTMAS	November 24, 2019 Christ the King	Luke 23:35-43 Jesus Forgives from the Cross	Kingdom of God	Call to family and community	Jesus, the Messiah, forgives our sins. (#453, 984)	Reconciliation	Forgiving and asking for forgiveness	Act of Contrition
	December 1, 2019 1st Sunday of Advent	Matthew 24:37-44 Jesus Will Come Again	Isaiah; Ten Commandments		Jesus will come again. (#680-682)	Church Year: Advent	Being ready; following the Ten Commandments	Advent wreath prayer for peace
	December 8, 2019 2nd Sunday of Advent	Matthew 3:1-12 John the Baptist Prepares for Jesus	Isaiah; prophets	Option for the poor and vulnerable	Isaiah and John the Baptist prepared for Jesus. (#524, 719)	Church Year: Advent; Mass: Sign of Peace; Feasts of Mary	Being a peacemaker	Advent wreath prayer for peace; Hail Mary
	December 15, 2019 3rd Sunday of Advent	Matthew 11:2-11 Jesus Is the Messiah	Isaiah; Messiah	Call to family and community	Jesus is the Messiah. (#547, 561)	Church Year: Advent; Anointing of the Sick	Making loving choices; bringing joy to others	Advent wreath prayer for peace
	December 22, 2019 4th Sunday of Advent	Matthew 1:18-24 An Angel Speaks to Joseph	Angels; Holy Spirit		Jesus is the fullness of God's revelation. (#73)	Church Year: Advent	Preparing for Christmas	Hail Mary; Christmas table prayer
	December 25, 2019 & January 5, 2020 Christmas & Epiphany	Luke 2:1-14 & Matthew 2:1-12 Christmas & Epiphany	Nativity; Epiphany		Jesus is God with us. (#744); Jesus comes for all peoples. (#528)	Church Year: Christmas and Epiphany	Telling the Christmas story	Epiphany classroom blessing
ORDINARY TIME	January 12, 2020 Baptism of the Lord	Matthew 3:13-17 John Baptizes Jesus	Blessed Trinity	Call to family and community	God is Trinity: Father, Son, and Holy Spirit. (#234)	Baptism	Living as a member of God's family; remembering our Baptisms	Sign of the Cross; Glory Be to the Father
	January 19, 2020 2nd Sunday Ordinary	John 1:29-34 John the Baptist Testifies About Jesus	Holy Spirit	The human person is social and sacred.	Baptism unites us to Christ and gives us the Holy Spirit. (#985)	Baptism; Confirmation	Living in the Spirit of Jesus	Prayer to the Holy Spirit
	January 26, 2020 3rd Sunday Ordinary	Matthew 4:12-23 Jesus Calls the First Apostles	Galilee	Call to family and community	Jesus calls us friends. (#609, 1972)	Baptism	Responding to Jesus' call	I will follow Jesus prayer
	February 2, 2020 Presentation of the Lord	Luke 2:22-40 Jesus Is Presented in the Temple	Jewish Law; Messiah	Call to family and community	Jesus is the Light of the World. (#454)	Sacramentals: candles; Candlemas	Sharing the light of Christ	Rosary; Candlemas prayer
	February 9, 2020 5th Sunday Ordinary	Matthew 5:13-16 Sermon on the Mount: Salt and Light	Psalms	Call to family and community	The Church's mission is to be salt and light. (#782)	Mass: Liturgy of the Word	Making a difference	Prayer of the Faithful (petitions)
	February 16, 2020 6th Sunday Ordinary	Matthew 5:17-37 Sermon on the Mount: Jesus' Law of Love	Ten Commandments	The human person is social.	Jesus fulfills the Law and Prophets. (#577)	Mass: Lord's Prayer	Following Jesus' teaching; keeping the Ten Commandments	Praying in silence
LENT	February 23, 2020 7th Sunday Ordinary	Matthew 5:38-48 Sermon on the Mount: Love Your Enemies		Solidarity; the human person is social.	God calls us to conversion of heart. (#2608)	Reconciliation	Forgiving others	Act of Contrition
	March 1, 2020 1st Sunday of Lent	Matthew 4:1-11 Jesus Is Tempted			Jesus is faithful to his Father. (#566)	Church Year: Lent; Reconciliation	Making good choices	Lenten prayer service
	March 8, 2020 2nd Sunday of Lent	Matthew 17:1-9 Jesus Is Transfigured	Abraham and Sarah; Moses and Elijah		Jesus shows his divine glory. (#555)	Church Year: Lent; Lenten practices: prayer, fasting, almsgiving	Growing and changing; praying	Different ways to pray
	March 15, 2020 3rd Sunday of Lent	John 4:5-42 A Samaritan Woman Shares the Good News	Good News; Bible	Call to family and community	The Holy Spirit strengthens us for witness. (#728)	Church Year: Lent; Mass: Prayer of the Faithful	Asking questions and learning	Prayers of intercession
	March 22, 2020 4th Sunday of Lent	John 9:1-41 Jesus Heals a Blind Man		Dignity of the human person	Jesus helps us see God. (#73)	Church Year: Lent; Mass: Creed	Standing up for what we believe	Creed prayer
	March 29, 2020 5th Sunday of Lent	John 11:1-45 Jesus Raises Lazarus		The human person is sacred.	Jesus cares about his friends. (#609, 1972)	Church Year: Lent	Looking for life that follows death	Lord's Prayer
EASTER	April 5, 2020 Palm/Passion Sunday	Matthew 21:1-11 & Matthew 26:14-27:66 Jesus' Passion	Passion of Christ	Option for the poor and vulnerable	Jesus gives his life for us to bring his kingdom. (#560)	Church Year: Holy Week services	Following a suffering Jesus	Stations of the Cross
	April 12 & 19, 2020 Easter Sunday & 2nd Sunday of Easter	John 20:1-9 & John 20:19-31 Jesus Is Risen	Post-Resurrection appearances	Option for the poor and vulnerable	Jesus is risen. (#656-658)	Church Year: Easter; Paschal candle	Helping those in need; performing Works of Mercy	Alleluia
	April 26, 2020 3rd Sunday of Easter	Luke 24:13-35 Jesus Appears on Road to Emmaus	Saint Paul	Call to family and community	Jesus is present in Word and Eucharist. (#805, 1343)	Mass: presence of Christ among us	Making loving choices	Prayer of following; Amen
	May 3, 2020 4th Sunday of Easter	John 10:1-10 Jesus Is the Good Shepherd	Saint Peter	Solidarity	Jesus is our Good Shepherd. (#754, 764)	Baptism; Mass: Dismissal-Commissioning	Living the Beatitudes	Sign of the Cross
	May 10, 2020 5th Sunday of Easter	John 14:1-12 Jesus Is the Way, Truth & Life		Call to family and community	The Church is Christ's Body. (#1698)	Confirmation; Sacraments of Initiation	Following Jesus' way	Prayer of sending forth

The topics included in this Scope and Sequence chart are subject to minor changes, which will be reflected in the Teaching Guides throughout the catechetical year.

**TO ORDER, CALL 800-543-4383 OR VISIT PFLAUMWEEKLIES.COM**